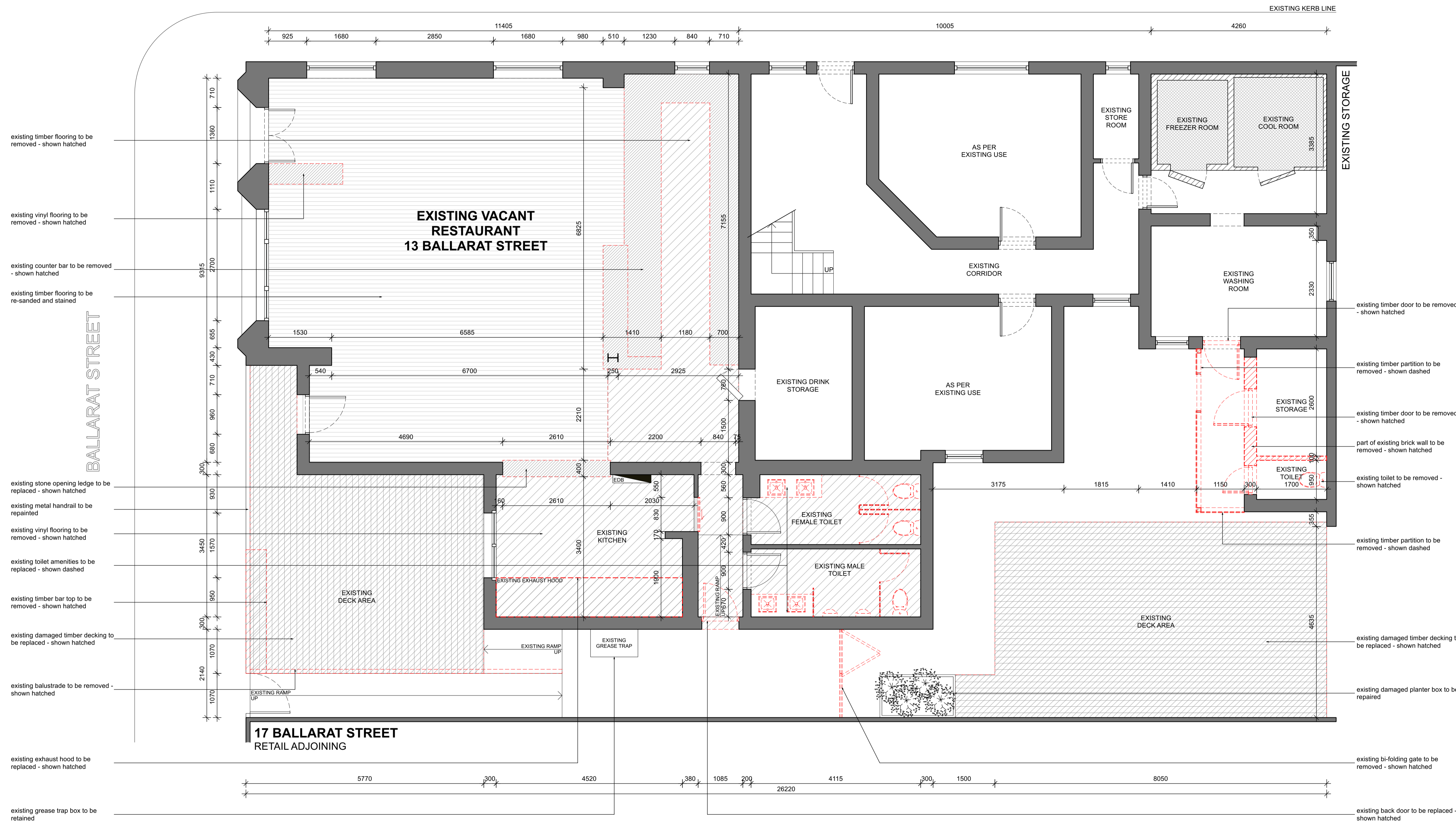


CANTEBURY STREET



- existing timber flooring to be removed - shown hatched
- existing vinyl flooring to be removed - shown hatched
- existing counter bar to be removed - shown hatched
- existing timber flooring to be re-sanded and stained
- existing stone opening ledge to be replaced - shown hatched
- existing metal handrail to be repainted
- existing vinyl flooring to be removed - shown hatched
- existing toilet amenities to be replaced - shown dashed
- existing timber bar top to be removed - shown hatched
- existing damaged timber decking to be replaced - shown hatched
- existing balustrade to be removed - shown hatched
- existing exhaust hood to be replaced - shown hatched
- existing grease trap box to be retained
- existing timber door to be removed - shown hatched
- existing timber partition to be removed - shown dashed
- existing toilet to be removed - shown hatched
- existing timber partition to be removed - shown dashed
- existing damaged timber decking to be replaced - shown hatched
- existing damaged planter box to be repaired
- existing bi-folding gate to be removed - shown hatched
- existing back door to be replaced - shown hatched

01 Existing Floor Plan  
 CAPELLA CAFE AND BAR, YARRAVILLE 1 : 50

NOTE:  
 - ALL MEASUREMENTS TO CONFIRM ON SITE  
 - ALL PROVIDED SERVICES LOCATION TO CONFIRM ON SITE  
 - COOLROOM IS TO COMPLY WITH BCA CLAUSE G1.2  
 - KITCHEN WALL TO BE SOLID CONSTRUCTION  
 - TO BE COMPLIED WITH THE DISABILITY STANDARDS 2010  
 - ALL GLAZING AND GLAZING ASSEMBLIES TO BE SELECTED AND INSTALLED IN ACCORDANCE WITH AS1288 AND / OR AS2047  
 - ALL FLOOR, WALL AND CEILING MATERIALS TO BE COMPLIED WITH CLAUSE C1.10 & SPEC C1.10  
 - PROVIDE MINIMUM 30% LUMINANCE CONTRAST TO IDENTIFY THE LOCATION OF ALL DOORWAYS IN ACCORDANCE WITH SECTION 13.1 OF AS1428.1-2009

KITCHEN SERVICES LEGEND	
(K1)	DUMPLING STEAMER
(K2)	450X800X900H SS BENCH WITH U/B OPEN SHELVING
(K3)	600X800X1100H DEEP FRYER - LUUS, FV-60 / 120MJ
(K4)	1200X800X1100H 8 BURNER COOKTOP - LUUS, CS-88 / 224MJ
(K5)	600X800X1100H NOODLE COOKER - LUUS, NC-60 / 78MJ
(K6)	750X800X900H SS BENCH WITH 300X400X300H INSET HAND BASIN
(K7)	1340X850X2050H 2 DOOR UPRIGHT FREEZER
(K8)	2230X700X870H 4 DOOR U/B FRIDGE
(K9)	4960X800X900H SS BENCH
(K10)	2625X700X900H SS WASH-UP BENCH WITH DOUBLE BOWL SINK
(K11)	600X800X1375H DISH WASHER WITH INTEGRATED CANOPY - WASHTECH M1C
(K12)	2610X700X900H SS PREP BENCH WITH 400X400X400H PREP SINK
(K13)	1835X700X900H SS PREP BENCH
(K14)	4960X400X1100H WALL MOUNTED O/H OPEN SHELVING
(K15)	2610X400X1100H WALL MOUNTED O/H SHELVING
(K16)	1615X400X1100H WALL MOUNTED O/H SHELVING
(K17)	2600X600X2000H FREE STANDING SHELVING
(K18)	1350X600X2000H FREE STANDING SHELVING
(K19)	1550X600X900H FREE STANDING CHEST FREEZER
(B1)	2230X700X870H 4 DOOR U/B FRIDGE
(B2)	1200X700X870H 2 DOOR U/B FRIDGE
(B3)	1800X700X870H 3 DOOR U/B FREEZER
(B4)	ICE MAKER - TBC
(B5)	400X400X400H SS INSET HAND BASIN
(B6)	WALL MOUNTED BOILING WATER UNIT
FINISHED LEGEND	
(BR)	SAND BLASTED EXPOSED BRICK FACE - SEALED AND CLEAR COATED
(FB)	VINTAGE PATTERN FABRIC UPHOLSTERY
(G1)	CLEAR TOUGHENED GLASS
(G2)	REDED GLASS
(G3)	GLASS MIRROR
(L1)	BLACK LEATHER
(L2)	RED LEATHER
(ML)	BLACK MELAMINE
(M1)	CEASARSTONE MARBLE SLAB - TURBINE GREY '6313' POLISHED FINISH
(PC)	PLASTER CONCERTE STUCCO RENDER
(P1)	WHITE PAINTED - DULUX 'WHISPER WHITE' PNF12
(P2)	BLACK PAINTED - DULUX 'PURE ZEAL' PNF19
(P3)	RED PAINTED - DULUX 'EYE OF NEWT' PB1E1
(P4)	DARK GREEN PAINTED - DULUX 'LILY PAD' P25B6
(P5)	LIGHT GREEN PAINTED - DULUX 'PALE SPRING' P1903
(R1)	OPEN WEAVE RATTAN WEBBING - NATURAL FINISH
(SS)	STAINLESS STEEL
(S1)	BRUSHED BRASS PLATE
(T1)	200X200MM CHARCOAL NON-SLIP KITCHEN FLOOR TILES WITH COVING
(T2)	200X200MM REPRODUCTION PATTERN FLOOR TILES
(T3)	200X200MM REPRODUCTION GREEN FLOOR TILES
(T4)	25X25MM MATT BLACK FLOOR MOSAIC TILES
(T5)	100X100MM OCTAGONAL MOSAIC TILES
(T6)	200X200MM BEIGE SQUARE WALL TILES
(T7)	200X200MM GREEN WALL TILES
(T8)	300X300MM WHITE GLOSS KITCHEN WALL TILES
(F1)	14X180MM ENGINEERED TIMBER FLOORING - HAWWOOD, 'MATISSE' HW2146
(F2)	AMERICAN OAK TIMBER, WALNUT STAINED, POLYURETHANE FINISHED
(F3)	RED PAINTED TIMBER PANEL - DULUX 'EYE OF NEWT' PB1E1
(F4)	DARK GREEN PAINTED TIMBER - DULUX 'LILY PAD' P25B6
(V1)	VINYL GRAPHIC WALLPAPER

**THE CALABUR**  
 architecture - interior - branding  
 501/172 Riley street  
 Darlinghurst NSW 2010  
 t. +61 2 9188 5072 m. +61 4 3244 9215  
 www.thecalabur.com.au

**NOTE**  
 - This drawing has been produced to illustrate design intent. All shop drawings are to be submitted to and sanctioned by The Calabur prior to manufacture or construction.  
 - All works to be in accordance with the Building Code of Australia, Australian standards, statutory regulations and local authority requirements.  
 - Do not scale this drawing. All dimensions to be verified on site prior to construction. Any inconsistencies to be reported to The Calabur immediately. If in doubt, please ask The Calabur for clarification.  
 - Any variation from these drawings requires written approval from The Calabur.  
 - Contractor to liaise with third party suppliers to confirm exact requirements.  
 - Copyright © THE CALABUR. This drawing is the property of THE CALABUR. Design and copyright are reserved by them. The drawing is issued upon condition it is not copied, refined or disclosed to any unauthorised person, either wholly or in part without the prior consent in writing of THE CALABUR. All right reserved.

**PROJECT**  
**CAPELLA CAFE AND BAR**  
 13 BALLARAT STREET, YARRAVILLE, VIC 3013

REV.	DESCRIPTION	DATE	BY
A	ISSUE FOR DESIGN APPROVAL	27.11.24	BV

ISSUED FOR DESIGN APPROVAL

**DRAWING TITLE**  
**EXISTING FLOOR PLAN**

**DRAWN BY**  
**BV**

**CHECKED BY**  
**BV**

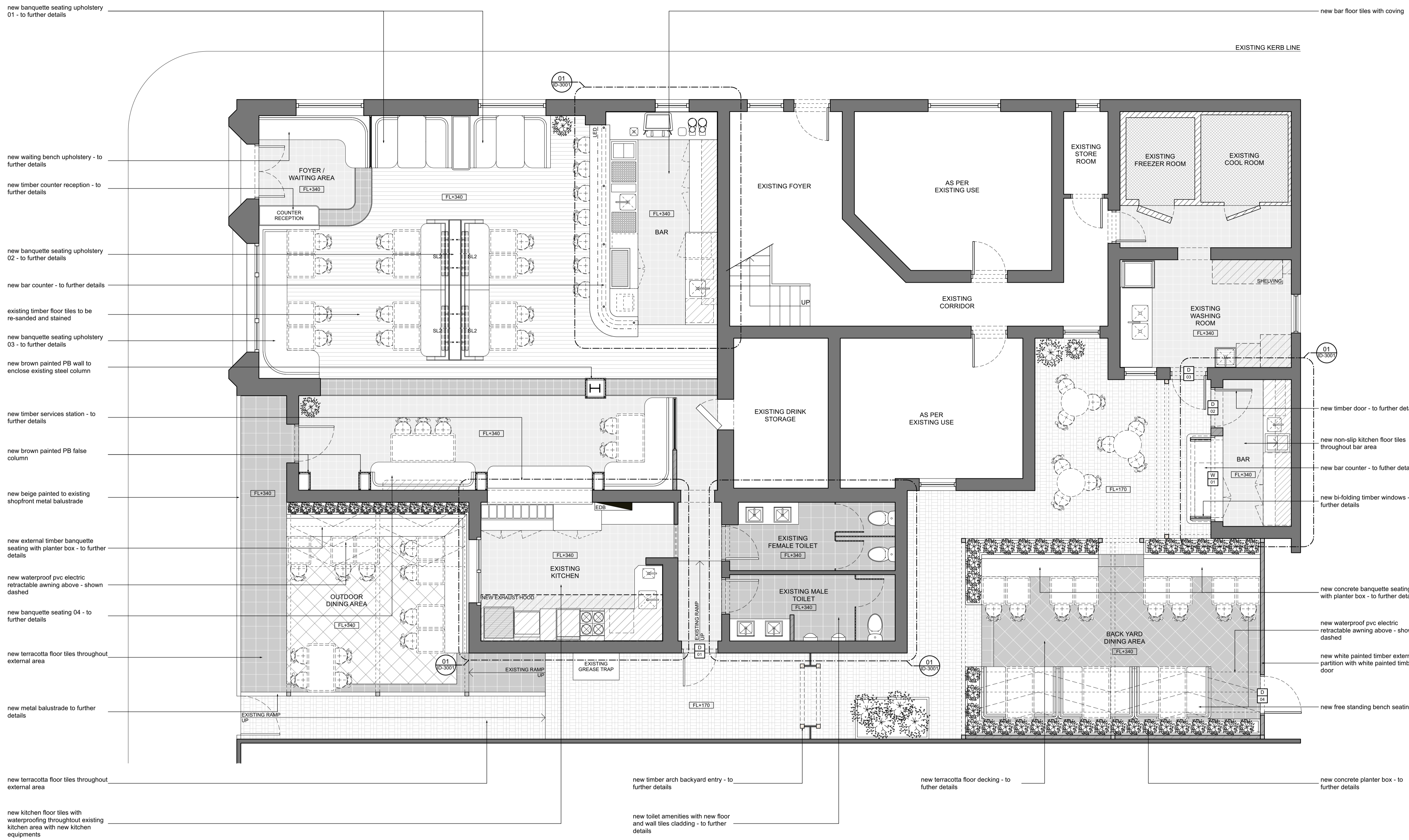
**DATE**  
**27.11.2024**

**SCALE**  
**1:50 @ A1**

**JOB NO.**  
**152-2024**

**DRAWING NO.**  
**ID-1001**





new banquette seating upholstery 01 - to further details

new waiting bench upholstery - to further details

new timber counter reception - to further details

new banquette seating upholstery 02 - to further details

new bar counter - to further details

existing timber floor tiles to be re-sanded and stained

new banquette seating upholstery 03 - to further details

new brown painted PB wall to enclose existing steel column

new timber services station - to further details

new brown painted PB false column

new beige painted to existing shopfront metal balustrade

new external timber banquette seating with planter box - to further details

new waterproof pvc electric retractable awning above - shown dashed

new banquette seating 04 - to further details

new terracotta floor tiles throughout external area

new metal balustrade to further details

new terracotta floor tiles throughout external area

new kitchen floor tiles with waterproofing throughout existing kitchen area with new kitchen equipments

new bar floor tiles with coving

EXISTING KERB LINE

new timber door - to further details

new non-slip kitchen floor tiles throughout bar area

new bar counter - to further details

new bi-folding timber windows - to further details

new concrete banquette seating with planter box - to further details

new waterproof pvc electric retractable awning above - shown dashed

new white painted timber external partition with white painted timber door

new free standing bench seating

new timber arch backyard entry - to further details

new terracotta floor decking - to further details

new concrete planter box - to further details

new toilet amenities with new floor and wall tiles cladding - to further details

01 Proposed Floor Plan  
 CAPELLA CAFE AND BAR, YARRAVILLE 1:50

NOTE:  
 - ALL MEASUREMENTS TO CONFIRM ON SITE  
 - ALL PROVIDED SERVICES LOCATION TO CONFIRM ON SITE  
 - COOLROOM IS TO COMPLY WITH BCA CLAUSE G1.2  
 - KITCHEN WALL TO BE SOLID CONSTRUCTION  
 - TO BE COMPLIED WITH THE DISABILITY STANDARDS 2010  
 - ALL GLAZING AND GLAZING ASSEMBLIES TO BE SELECTED AND INSTALLED IN ACCORDANCE WITH AS1288 AND / OR AS2047  
 - ALL FLOOR, WALL AND CEILING MATERIALS TO BE COMPLIED WITH CLAUSE C1.10 & SPEC C1.10  
 - PROVIDE MINIMUM 30% LUMINANCE CONTRAST TO IDENTIFY THE LOCATION OF ALL DOORWAYS IN ACCORDANCE WITH SECTION 13.1 OF AS1428.1-2009

KITCHEN SERVICES LEGEND	
(K1)	DUMPLING STEAMER
(K2)	450X800X900H SS BENCH WITH U/B OPEN SHELVING
(K3)	600X800X1100H DEEP FRYER - LUUS, FV-60 / 120MJ
(K4)	1200X800X1100H 8 BURNER COOKTOP - LUUS, CS-88 / 224MJ
(K5)	600X800X1100H NOODLE COOKER - LUUS, NC-60 / 78MJ
(K6)	750X800X900H SS BENCH WITH 300X400X300H INSET HAND BASIN
(K7)	1340X850X2050H 2 DOOR UPRIGHT FREEZER
(K8)	2230X700X870H 4 DOOR U/B FRIDGE
(K9)	4960X800X900H SS BENCH
(K10)	2625X700X900H SS WASH-UP BENCH WITH DOUBLE BOWL SINK WASHTECH M1C
(K11)	600X800X1375H DISH WASHER WITH INTEGRATED CANOPY
(K12)	2610X700X900H SS PREP BENCH WITH 400X400X400H PREP SINK
(K13)	1835X700X900H SS PREP BENCH
(K14)	4960X400X1100H WALL MOUNTED O/H OPEN SHELVING
(K15)	2610X400X1100H WALL MOUNTED O/H SHELVING
(K16)	1615X400X1100H WALL MOUNTED O/H SHELVING
(K17)	2600X600X2000H FREE STANDING SHELVING
(K18)	1350X600X2000H FREE STANDING SHELVING
(K19)	1550X600X900H FREE STANDING CHEST FREEZER
(B1)	2230X700X870H 4 DOOR U/B FRIDGE
(B2)	1200X700X870H 2 DOOR U/B FRIDGE
(B3)	1800X700X870H 3 DOOR U/B FREEZER
(B4)	ICE MAKER - TBC
(B5)	400X400X400H SS INSET HAND BASIN
(B6)	WALL MOUNTED BOILING WATER UNIT
FINISHED LEGEND	
(BR)	SAND BLASTED EXPOSED BRICK FACE - SEALED AND CLEAR COATED
(FB)	VINTAGE PATTERN FABRIC UPHOLSTERY
(G1)	CLEAR TOUGHENED GLASS
(G2)	REDED GLASS
(G3)	GLASS MIRROR
(L1)	BLACK LEATHER
(L2)	RED LEATHER
(ML)	BLACK MELAMINE
(M1)	CEASARSTONE MARBLE SLAB - TURBINE GREY '6313' POLISHED FINISH
(PC)	PLASTER CONCERTE STUCCO RENDER
(P1)	WHITE PAINTED - DULUX 'WHISPER WHITE' PNF12
(P2)	BLACK PAINTED - DULUX 'PURE ZEAL' PNF19
(P3)	RED PAINTED - DULUX 'EYE OF NEWT' PB1E1
(P4)	DARK GREEN PAINTED - DULUX 'LILY PAD' P2586
(P5)	LIGHT GREEN PAINTED - DULUX 'PALE SPRING' P1903
(R1)	OPEN WEAVE RATTAN WEBBING - NATURAL FINISH
(SS)	STAINLESS STEEL
(S1)	BRUSHED BRASS PLATE
(T1)	200X200MM CHARCOAL NON-SLIP KITCHEN FLOOR TILES WITH COVING
(T2)	200X200MM REPRODUCTION PATTERN FLOOR TILES
(T3)	300X200MM REPRODUCTION GREEN FLOOR TILES
(T4)	25X25MM MATT BLACK FLOOR MOSAIC TILES
(T5)	100X100MM OCTAGONAL MOSAIC TILES
(T6)	200X200MM BEIGE SQUARE WALL TILES
(T7)	200X200MM GREEN WALL TILES
(T8)	300X300MM WHITE GLOSS KITCHEN WALL TILES
(FB1)	14X180MM ENGINEERED TIMBER FLOORING - HAWWOOD, 'MATISSE' HW2146
(FB2)	AMERICAN OAK TIMBER, WALNUT STAINED, POLYURETHANE FINISHED
(FB3)	RED PAINTED TIMBER PANEL - DULUX 'EYE OF NEWT' PB1E1
(FB4)	DARK GREEN PAINTED TIMBER - DULUX 'LILY PAD' P2586
(V1)	VINYL GRAPHIC WALLPAPER

**THE CALABUR**  
 architecture - interior - branding  
 501/172 Riley street  
 Darlinghurst NSW 2010  
 t. +61 2 9188 5072 m. +61 4 3244 9215  
 www.thecalabur.com.au

**NOTE**

- This drawing has been produced to illustrate design intent. All shop drawings are to be submitted to and sanctioned by The Calabur prior to manufacture or construction.
- All works to be in accordance with the Building Code of Australia, Australian standards, statutory regulations and local authority requirements.
- Do not scale this drawing. All dimensions to be verified on site prior to construction. Any inconsistencies to be reported to The Calabur immediately. If in doubt, please ask The Calabur for clarification.
- Any variation from these drawings requires written approval from The Calabur.
- Contractor to liaise with third party suppliers to confirm exact requirements.
- Copyright © THE CALABUR. This drawing is the property of THE CALABUR. design and copyright are reserved by them. The drawing is issued upon condition it is not copied, refined or disclosed to any unauthorised person, either wholly or in part without the prior consent in writing of THE CALABUR. All right reserved.

**PROJECT**  
**CAPELLA CAFE AND BAR**  
 13 BALLARAT STREET, YARRAVILLE, VIC 3013

REV.	DESCRIPTION	DATE	BY
A	ISSUE FOR DESIGN APPROVAL	27.11.24	BV

**ISSUED FOR DESIGN APPROVAL**

**DRAWING TITLE**  
**PROPOSED FLOOR PLAN**

**DRAWN BY**  
**BV**

**CHECKED BY**  
**BV**

**DATE**  
**27.11.2024**

**SCALE**  
**1:50 @ A1**

**JOB NO.**  
**152-2024**

**DRAWING NO.**  
**ID-1002**



KITCHEN SERVICES LEGEND	
(K1)	DUMPLING STEAMER
(K2)	450X800X900H SS BENCH WITH U/B OPEN SHELVING
(K3)	600X800X1100H DEEP FRYER - LUUS, FV-60 / 120MJ
(K4)	1200X800X1100H 8 BURNER COOKTOP - LUUS, CS-88 / 224MJ
(K5)	600X800X1100H NOODLE COOKER - LUUS, NC-60 / 78MJ
(K6)	750X800X900H SS BENCH WITH 300X400X300H INSET HAND BASIN
(K7)	1340X850X2050H 2 DOOR UPRIGHT FREEZER
(K8)	2230X700X870H 4 DOOR U/B FRIDGE
(K9)	4960X800X900H SS BENCH
(K10)	2625X700X900H SS WASH-UP BENCH WITH DOUBLE BOWL SINK
(K11)	600X800X1375H DISH WASHER WITH INTEGRATED CANOPY - WASHTECH M1C
(K12)	2610X700X900H SS PREP BENCH WITH 400X400X400H PREP SINK
(K13)	1835X700X900H SS PREP BENCH
(K14)	4960X400X1100H WALL MOUNTED O/H OPEN SHELVING
(K15)	2610X400X1100H WALL MOUNTED O/H SHELVING
(K16)	1615X400X1100H WALL MOUNTED O/H SHELVING
(K17)	2600X600X2000H FREE STANDING SHELVING
(K18)	1350X600X2000H FREE STANDING SHELVING
(K19)	1550X600X900H FREE STANDING CHEST FREEZER
(B1)	2230X700X870H 4 DOOR U/B FRIDGE
(B2)	1200X700X870H 2 DOOR U/B FRIDGE
(B3)	1800X700X870H 3 DOOR U/B FREEZER
(B4)	ICE MAKER - TBC
(B5)	400X400X400H SS INSET HAND BASIN
(B6)	WALL MOUNTED BOILING WATER UNIT
FINISHED LEGEND	
(BR)	SAND BLASTED EXPOSED BRICK FACE - SEALED AND CLEAR COATED
(FB)	VINTAGE PATTERN FABRIC UPHOLSTERY
(G1)	CLEAR TOUGHENED GLASS
(G2)	REDED GLASS
(G3)	GLASS MIRROR
(L1)	BLACK LEATHER
(L2)	RED LEATHER
(ML)	BLACK MELAMINE
(M1)	CEASARSTONE MARBLE SLAB - TURBINE GREY '6313' POLISHED FINISH
(PC)	PLASTER CONCRETE STUCCO RENDER
(P1)	WHITE PAINTED - DULUX 'WHISPER WHITE' P11F2
(P2)	BLACK PAINTED - DULUX 'PURE ZEAL' P11F9
(P3)	RED PAINTED - DULUX 'EYE OF NEWT' PB1E1
(P4)	DARK GREEN PAINTED - DULUX 'LILY PAD' P25B6
(P5)	LIGHT GREEN PAINTED - DULUX 'PALE SPRING' P19D3
(R1)	OPEN WEAVE RATTAN WEBBING - NATURAL FINISH
(SS)	STAINLESS STEEL
(S1)	BRUSHED BRASS PLATE
(T1)	200X200MM CHARCOAL NON-SLIP KITCHEN FLOOR TILES WITH COVING
(T2)	200X200MM REPRODUCTION PATTERN FLOOR TILES
(T3)	200X200MM REPRODUCTION GREEN FLOOR TILES
(T4)	25X25MM MATT BLACK FLOOR MOSAIC TILES
(T5)	100X100MM OCTAGONAL MOSAIC TILES
(T6)	200X200MM BEIGE SQUARE WALL TILES
(T7)	200X200MM GREEN WALL TILES
(T8)	300X300MM WHITE GLOSS KITCHEN WALL TILES
(F1)	14X180MM ENGINEERED TIMBER FLOORING - HAWWOOD, 'MATISSE' HW2146
(FB2)	AMERICAN OAK TIMBER, WALNUT STAINED, POLYURETHANE FINISHED
(FB3)	RED PAINTED TIMBER PANEL - DULUX 'EYE OF NEWT' PB1E1
(FB4)	DARK GREEN PAINTED TIMBER - DULUX 'LILY PAD' P25B6
(V1)	VINYL GRAPHIC WALLPAPER

**THE CALABUR**  
 architecture - interior - branding  
 50/172 Riley street  
 Darlinghurst NSW 2010  
 t. +61 2 9188 5072 m. +61 4 3244 9215  
 www.thecalabur.com.au

**NOTE**  
 - This drawing has been produced to illustrate design intent. All shop drawings are to be submitted to and sanctioned by The Calabur prior to manufacture or construction.  
 - All works to be in accordance with the Building Code of Australia, Australian standards, statutory regulations and local authority requirements.  
 - Do not scale this drawing. All dimensions to be verified on site prior to construction. Any inconsistencies to be reported to The Calabur immediately. If in doubt, please ask The Calabur for clarification.  
 - Any variation from these drawings requires written approval from The Calabur.  
 - Contractor to liaise with third party suppliers to confirm exact requirements.  
 - Copyright © THE CALABUR. This drawing is the property of THE CALABUR. design and copyright are reserved by them. The drawing is issued upon condition it is not copied, refined or disclosed to any unauthorised person, either wholly or in part without the prior consent in writing of THE CALABUR. All right reserved.

**PROJECT**  
**CAPELLA CAFE AND BAR**  
 13 BALLARAT STREET, YARRAVILLE, VIC 3013

REV.	DESCRIPTION	DATE	BY
A	ISSUE FOR DESIGN APPROVAL	27.11.24	BV

**ISSUED FOR DESIGN APPROVAL**

**DRAWING TITLE**  
**DIMENSIONAL PLAN**

**DRAWN BY**  
**BV**

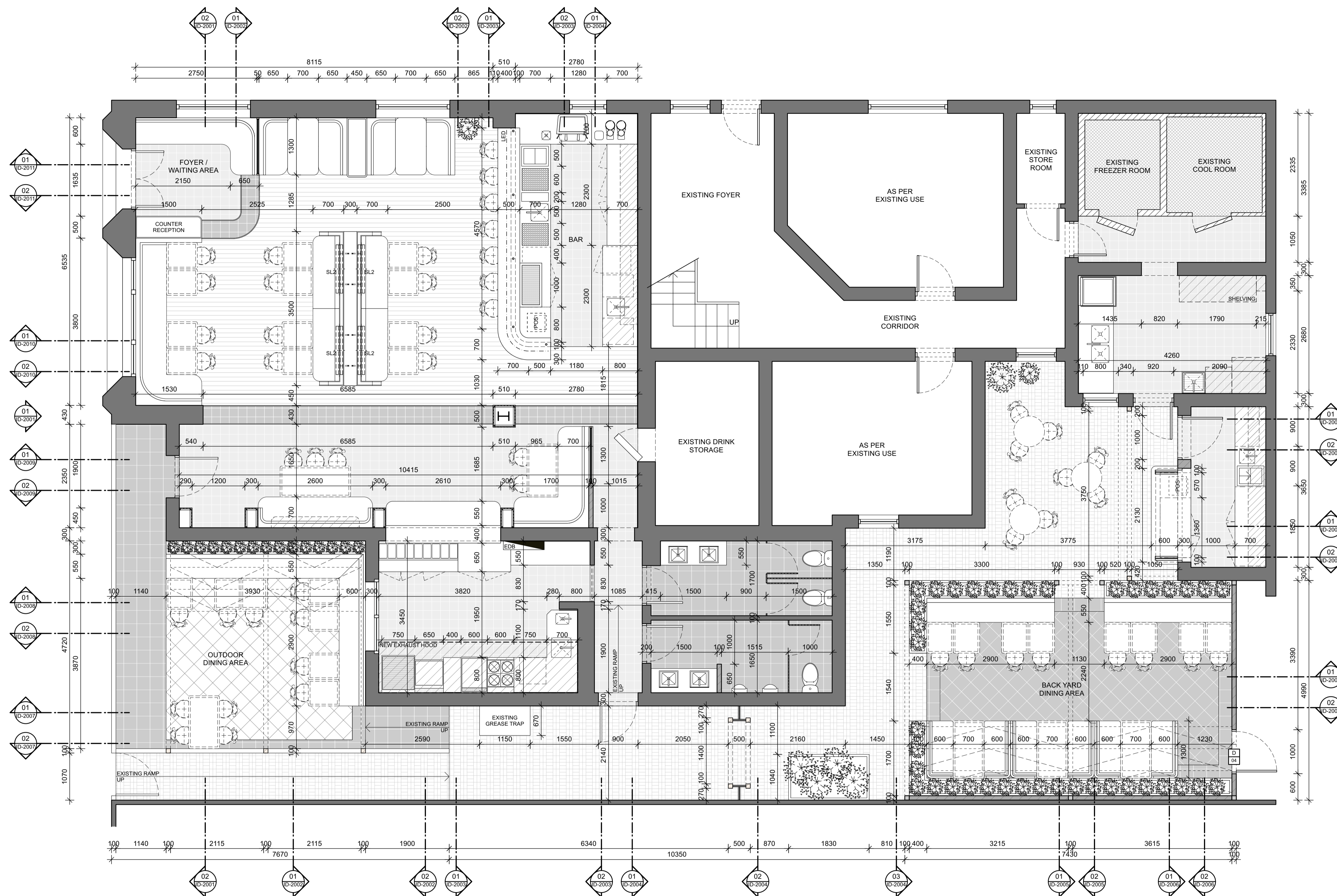
**CHECKED BY**  
**BV**

**DATE**  
**27.11.2024**

**SCALE**  
**1:50 @ A1**

**JOB NO.**  
**152-2024**

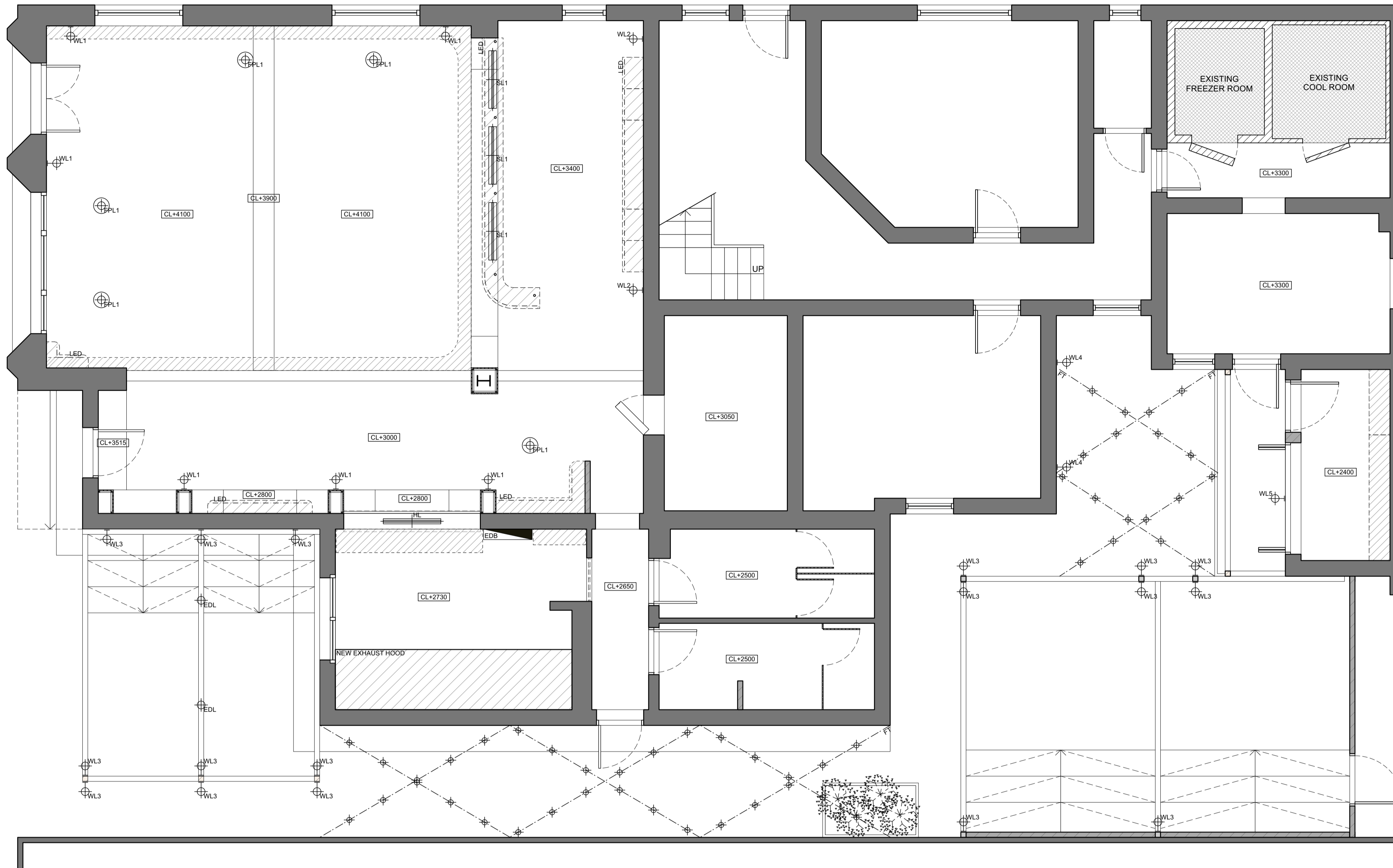
**DRAWING NO.**  
**ID-1003**



**01** Dimensional Plan  
 CAPELLA CAFE AND BAR, YARRAVILLE 1:50

**NOTE:**  
 - ALL MEASUREMENTS TO CONFIRM ON SITE  
 - ALL PROVIDED SERVICES LOCATION TO CONFIRM ON SITE  
 - COOLROOM IS TO COMPLY WITH BCA CLAUSE G1.2  
 - KITCHEN WALL TO BE SOLID CONSTRUCTION  
 - TO BE COMPLIED WITH THE DISABILITY STANDARDS 2010  
 - ALL GLAZING AND GLAZING ASSEMBLIES TO BE SELECTED AND INSTALLED IN ACCORDANCE WITH AS1288 AND / OR AS2047.  
 - ALL FLOOR, WALL AND CEILING MATERIALS TO BE COMPLIED WITH CLAUSE C1.10 & SPEC C1.10  
 - PROVIDE MINIMUM 30% LUMINANCE CONTRAST TO IDENTIFY THE LOCATION OF ALL DOORWAYS IN ACCORDANCE WITH SECTION 13.1 OF AS1428.1:2009





01 Proposed Reflected Ceiling Plan  
 CAPELLA CAFE AND BAR, YARRAVILLE 1 : 50

NOTE:  
 - ALL MEASUREMENTS TO CONFIRM ON SITE  
 - ALL PROVIDED SERVICES LOCATION TO CONFIRM ON SITE  
 - COOLROOM IS TO COMPLY WITH BCA CLAUSE G1.2  
 - KITCHEN WALL TO BE SOLID CONSTRUCTION  
 - TO BE COMPLIED WITH THE DISABILITY STANDARDS 2010  
 - ALL GLAZING AND GLAZING ASSEMBLIES TO BE SELECTED AND INSTALLED IN ACCORDANCE WITH AS1288 AND / OR AS2047.  
 - ALL FLOOR, WALL AND CEILING MATERIALS TO BE COMPLIED WITH CLAUSE C1.10 & SPEC C1.10  
 - PROVIDE MINIMUM 30% LUMINANCE CONTRAST TO IDENTIFY THE LOCATION OF ALL DOORWAYS IN ACCORDANCE WITH SECTION 13.1 OF AS1428.1-2009

RCP LEGEND	
DL1 RECESSED CEILING SLOTTER LED DOWNLIGHT WHITE FINISHED - WARM WHITE, DIMMABLE	KDL RECESSED CEILING BLACK FINISHED KITCHEN LED DOWN LIGHT - WARM WHITE, DIMMABLE
DL2 SURFACE MOUNTED WHITE FINISHED LED DOWNLIGHT - WARM WHITE / DIMMABLE	FL FLUORESCENT LIGHT
FT FESTOON LIGHT WITH LANTERN FEATURE LIGHT 01 - TO SPECIFICATION SHEET	WL1 WALL MOUNTED LIGHT 01 - TO SPECIFICATION SHEET
FPL1 SUSPENDED CEILING ROUND GLOBE FEATURE LIGHT 01 - TO SPECIFICATION SHEET	WL2 WALL MOUNTED LIGHT 02 - TO SPECIFICATION SHEET
FPL2 SUSPENDED CEILING FEATURE LIGHT 02 - TO SPECIFICATION SHEET	WL3 WALL MOUNTED LIGHT 03 - TO SPECIFICATION SHEET
FPL3 SUSPENDED CEILING FEATURE LIGHT 03 - TO SPECIFICATION SHEET	WL4 WALL MOUNTED LIGHT 04 - TO SPECIFICATION SHEET
FPL4 SUSPENDED CEILING FEATURE LIGHT 04 - TO SPECIFICATION SHEET	UL SURFACE MOUNTED BLACK FINISHED LED UPLIGHT - WARM WHITE / DIMMABLE
SC SECURITY CAMERA LOCATION BY CLIENT	UL ARTIFICIAL HANGING PLANT
SPK SPEAKERS LOCATION BY CLIENT	ES EXIT SIGN

KITCHEN SERVICES LEGEND	
K1	DUMPLING STEAMER
K2	450X800X900H SS BENCH WITH U/B OPEN SHELVING
K3	600X800X1100H DEEP FRYER - LUUS, FV-60 / 120MJ
K4	1200X800X1100H 8 BURNER COOKTOP - LUUS, CS-8B / 224MJ
K5	600X800X1100H NOODLE COOKER - LUUS, NC-60 / 78MJ
K6	750X800X900H SS BENCH WITH 300X400X300H INSET HAND BASIN
K7	1340X850X2050H 2 DOOR UPRIGHT FREEZER
K8	2230X700X870H 4 DOOR U/B FRIDGE
K9	4960X800X900H SS BENCH
K10	2625X700X900H SS WASH-UP BENCH WITH DOUBLE BOWL SINK
K11	600X800X1375H DISH WASHER WITH INTEGRATED CANOPY - WASHTECH M1C
K12	2610X700X900H SS PREP BENCH WITH 400X400X400H PREP SINK
K13	1835X700X900H SS PREP BENCH
K14	4960X400X1100H WALL MOUNTED O/H OPEN SHELVING
K15	2610X400X1100H WALL MOUNTED O/H SHELVING
K16	1615X400X1100H WALL MOUNTED O/H SHELVING
K17	2600X600X200H FREE STANDING SHELVING
K18	1350X600X200H FREE STANDING SHELVING
K19	1550X600X900H FREE STANDING CHEST FREEZER
B1	2230X700X870H 4 DOOR U/B FRIDGE
B2	1200X700X870H 2 DOOR U/B FRIDGE
B3	1800X700X870H 3 DOOR U/B FREEZER
B4	ICE MAKER - TBC
B5	400X400X400H SS INSET HAND BASIN
B6	WALL MOUNTED BOILING WATER UNIT
FINISHED LEGEND	
BR	SAND BLASTED EXPOSED BRICK FACE - SEALED AND CLEAR COATED
FB	VINTAGE PATTERN FABRIC UPHOLSTERY
G1	CLEAR TOUGHENED GLASS
G2	REDED GLASS
G3	GLASS MIRROR
L1	BLACK LEATHER
L2	RED LEATHER
ML	BLACK MELAMINE
M1	CEASARSTONE MARBLE SLAB - TURBINE GREY '6313' POLISHED FINISH
PC	PLASTER CONCRETE STUCCO RENDER
P1	WHITE PAINTED - DULUX 'WHISPER WHITE' P11F2
P2	BLACK PAINTED - DULUX 'PURE ZEAL' P11F9
P3	RED PAINTED - DULUX 'EYE OF NEWT' PB1E1
P4	DARK GREEN PAINTED - DULUX 'LILY PAD' P25B6
P5	LIGHT GREEN PAINTED - DULUX 'PALE SPRING' P19D3
R1	OPEN WEAVE RATTAN WEBBING - NATURAL FINISH
SS	STAINLESS STEEL
S1	BRUSHED BRASS PLATE
T1	200X200MM CHARCOAL NON-SLIP KITCHEN FLOOR TILES WITH COVING
T2	200X200MM REPRODUCTION PATTERN FLOOR TILES
T3	200X200MM REPRODUCTION GREEN FLOOR TILES
T4	25X25MM MATT BLACK FLOOR MOSAIC TILES
T5	100X100MM OCTAGONAL MOSAIC TILES
T6	200X200MM BEIGE SQUARE WALL TILES
T7	200X200MM GREEN WALL TILES
T8	300X300MM WHITE GLOSS KITCHEN WALL TILES
FB1	14X180MM ENGINEERED TIMBER FLOORING - HAWWOOD, 'MATISSE' HW2146
FB2	AMERICAN OAK TIMBER, WALNUT STAINED, POLYURETHANE FINISHED
FB3	RED PAINTED TIMBER PANEL - DULUX 'EYE OF NEWT' PB1E1
FB4	DARK GREEN PAINTED TIMBER - DULUX 'LILY PAD' P25B6
V1	VINYL GRAPHIC WALLPAPER

**THE CALABUR**  
 architecture - interior - branding  
 501/172 Riley street  
 Darlinghurst NSW 2010  
 t. +61 2 9188 5072 m. +61 4 3244 9215  
 www.thecalabur.com.au

NOTE  
 - This drawing has been produced to illustrate design intent. All shop drawings are to be submitted to and sanctioned by The Calabur prior to manufacture or construction.  
 - All works to be in accordance with the Building Code of Australia, Australian standards, statutory regulations and local authority requirements.  
 - Do not scale this drawing. All dimensions to be verified on site prior to construction.  
 - Any inconsistencies to be reported to The Calabur immediately. If in doubt, please ask The Calabur for clarification.  
 - Any variation from these drawings requires written approval from The Calabur.  
 - Contractor to liaise with third party suppliers to confirm exact requirements.  
 - Copyright © THE CALABUR. This drawing is the property of THE CALABUR, design and copyright are reserved by them. The drawing is issued upon condition it is not copied, mined or disclosed to any unauthorised person, either wholly or in part without the prior consent in writing of THE CALABUR. All right reserved.

PROJECT  
**CAPELLA CAFE AND BAR**  
 13 BALLARAT STREET, YARRAVILLE, VIC 3013

REV.	DESCRIPTION	DATE	BY
A	ISSUE FOR DESIGN APPROVAL	27.11.24	BV

ISSUED FOR DESIGN APPROVAL

DRAWING TITLE  
**PROPOSED RCP**

DRAWN BY  
**BV**

CHECKED BY  
**BV**

DATE  
**27.11.2024**

SCALE  
**1:50 @ A1**

JOB NO.  
**152-2024**

DRAWING NO.  
**ID-1004**



new 100mm site-built kitchen plint with kitchen coving finishes

new non-slip bar floor tiles and floor coving to be installed on existing timber floor as compliant to BCA

new foyer floor tiles to be installed on existing timber floor

new non-slip kitchen floor tiles and floor coving throughout washing room as compliant to BCA

existing timber flooring to be re-sanded and stained

new non-slip bar floor tiles and floor coving as compliant to BCA

new internal dining floor tiles to be installed on existing timber floor

new 100mm site-built kitchen plint with kitchen coving finishes

new non-slip bar floor tiles and floor coving as compliant to BCA

new external floor tiles to patio area

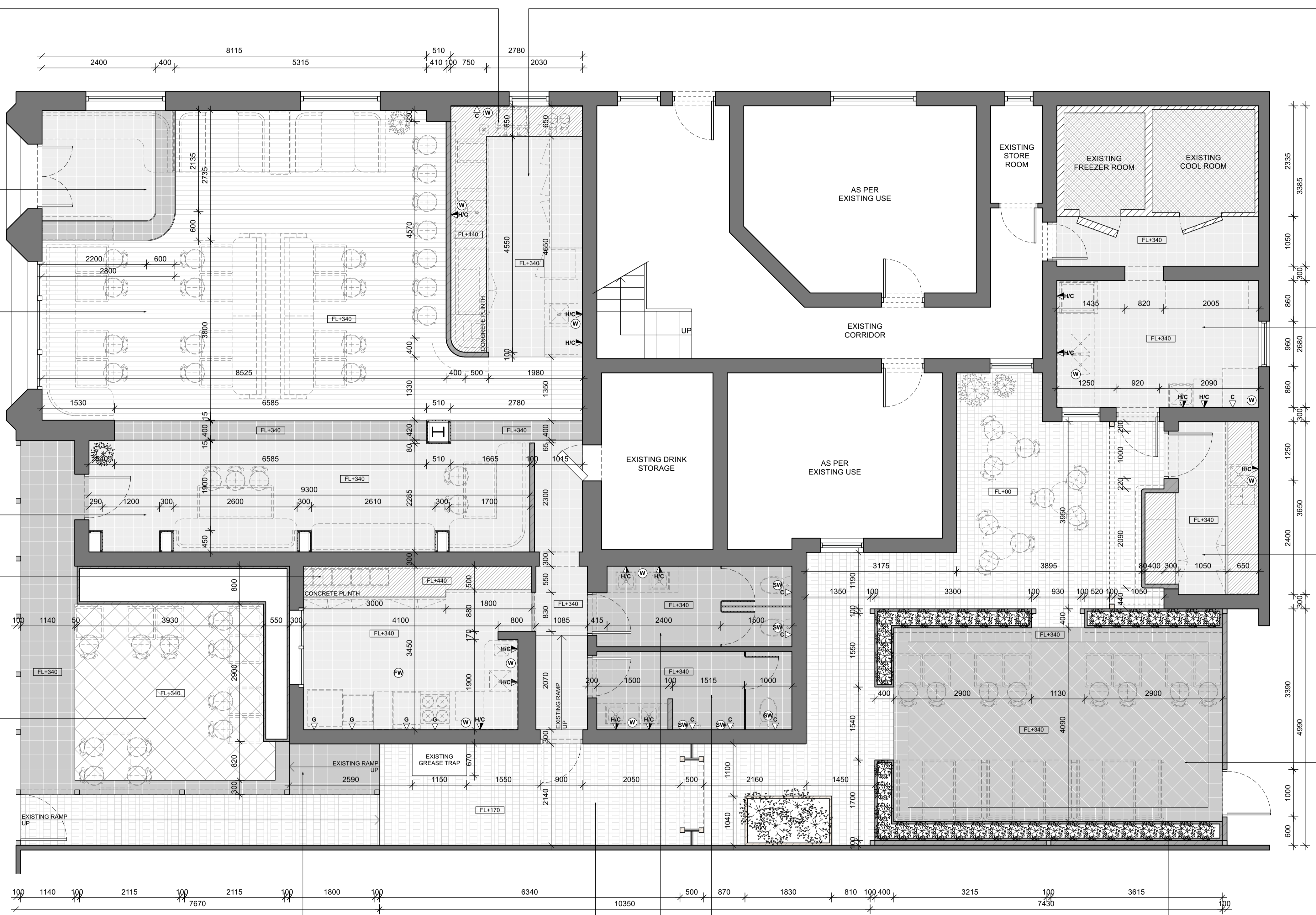
new external floor tiles to backyard area

new external floor tiles to existing ramp

new brick tiles throughout external area

new toilet floor tiles with coving to existing toilet facility

new concrete planter box - to further details



KITCHEN SERVICES LEGEND	
(K1)	DUMPLING STEAMER
(K2)	450X800X900H SS BENCH WITH U/B OPEN SHELVING
(K3)	600X800X1100H DEEP FRYER - LUUS, FV-60 / 120MJ
(K4)	1200X800X1100H 8 BURNER COOKTOP - LUUS, CS-8B / 224MJ
(K5)	600X800X1100H NOODLE COOKER - LUUS, NC-60 / 78MJ
(K6)	750X800X900H SS BENCH WITH 300X400X300H INSET HAND BASIN
(K7)	1340X850X2050H 2 DOOR UPRIGHT FREEZER
(K8)	2230X700X870H 4 DOOR U/B FRIDGE
(K9)	4960X800X900H SS BENCH
(K10)	2625X700X900H SS WASH-UP BENCH WITH DOUBLE BOWL SINK
(K11)	600X800X1375H DISH WASHER WITH INTEGRATED CANOPY - WASHTECH M1C
(K12)	2610X700X900H SS PREP BENCH WITH 400X400X400H PREP SINK
(K13)	1835X700X900H SS PREP BENCH
(K14)	4960X400X1100H WALL MOUNTED O/H OPEN SHELVING
(K15)	2610X400X1100H WALL MOUNTED O/H SHELVING
(K16)	1615X400X1100H WALL MOUNTED O/H SHELVING
(K17)	2600X600X2000H FREE STANDING SHELVING
(K18)	1350X600X2000H FREE STANDING SHELVING
(K19)	1550X600X900H FREE STANDING CHEST FREEZER
(B1)	2230X700X870H 4 DOOR U/B FRIDGE
(B2)	1200X700X870H 2 DOOR U/B FRIDGE
(B3)	1800X700X870H 3 DOOR U/B FREEZER
(B4)	ICE MAKER - TBC
(B5)	400X400X400H SS INSET HAND BASIN
(B6)	WALL MOUNTED BOILING WATER UNIT
FINISHED LEGEND	
(BR)	SAND BLASTED EXPOSED BRICK FACE - SEALED AND CLEAR COATED
(FB)	VINTAGE PATTERN FABRIC UPHOLSTERY
(G1)	CLEAR TOUGHENED GLASS
(G2)	REDED GLASS
(G3)	GLASS MIRROR
(L1)	BLACK LEATHER
(L2)	RED LEATHER
(ML)	BLACK MELAMINE
(M1)	CEASARSTONE MARBLE SLAB - TURBINE GREY 6313' POLISHED FINISH
(PC)	PLASTER CONCERTE STUCCO RENDER
(P1)	WHITE PAINTED - DULUX 'WHISPER WHITE' P11F2
(P2)	BLACK PAINTED - DULUX 'PURE ZEAL' P11F9
(P3)	RED PAINTED - DULUX 'EYE OF NEWT' PB1E1
(P4)	DARK GREEN PAINTED - DULUX 'LILY PAD' P25B6
(P5)	LIGHT GREEN PAINTED - DULUX 'PALE SPRING' P19D3
(R1)	OPEN WEAVE RATTAN WEBBING - NATURAL FINISH
(SS)	STAINLESS STEEL
(S1)	BRUSHED BRASS PLATE
(T1)	200X200MM CHARCOAL NON-SLIP KITCHEN FLOOR TILES WITH COVING
(T2)	200X200MM REPRODUCTION PATTERN FLOOR TILES
(T3)	200X200MM REPRODUCTION GREEN FLOOR TILES
(T4)	25X25MM MATT BLACK FLOOR MOSAIC TILES
(T5)	100X100MM OCTAGONAL MOSAIC TILES
(T6)	200X200MM BEIGE SQUARE WALL TILES
(T7)	200X200MM GREEN WALL TILES
(T8)	300X300MM WHITE GLOSS KITCHEN WALL TILES
(FB1)	14X180MM ENGINEERED TIMBER FLOORING - HAWWOOD, 'MATISSE' HW2146
(FB2)	AMERICAN OAK TIMBER, WALNUT STAINED, POLYURETHANE FINISHED
(FB3)	RED PAINTED TIMBER PANEL - DULUX 'EYE OF NEWT' PB1E1
(FB4)	DARK GREEN PAINTED TIMBER - DULUX 'LILY PAD' P25B6
(V1)	VINYL GRAPHIC WALLPAPER

**THE CALABUR**  
 architecture - interior - branding  
 501/172 Riley street  
 Darlinghurst NSW 2010  
 t. +61 2 9188 5072 m. +61 4 3244 9215  
 www.thecalabur.com.au

**NOTE**

- This drawing has been produced to illustrate design intent. All shop drawings are to be submitted to and sanctioned by The Calabur prior to manufacture or construction.
- All works to be in accordance with the Building Code of Australia, Australian standards, statutory regulations and local authority requirements.
- Do not scale this drawing. All dimensions to be verified on site prior to construction. Any inconsistencies to be reported to The Calabur immediately. If in doubt, please ask The Calabur for clarification.
- Any variation from these drawings requires written approval from The Calabur.
- Contractor to liaise with third party suppliers to confirm exact requirements.
- Copyright © THE CALABUR. This drawing is the property of THE CALABUR. design and copyright are reserved by them. The drawing is issued upon condition it is not copied, refined or disclosed to any unauthorised person, either wholly or in part without the prior consent in writing of THE CALABUR. All right reserved.

**PROJECT**  
**CAPELLA CAFE AND BAR**  
 13 BALLARAT STREET, YARRAVILLE, VIC 3013

REV.	DESCRIPTION	DATE	BY
A	ISSUE FOR DESIGN APPROVAL	27.11.24	BV

**ISSUED FOR DESIGN APPROVAL**

**DRAWING TITLE**  
**FLOOR FINISHES PLAN /**  
**HYDRAULICS PLAN**

**DRAWN BY**  
**BV**

**CHECKED BY**  
**BV**

**DATE**  
**27.11.2024**

**SCALE**  
**1:50 @ A1**

**JOB NO.**  
**152-2024**

**DRAWING NO.**  
**ID-1006**

01 Floor Finishes Plan / Hydraulics Plan  
 CAPELLA CAFE AND BAR, YARRAVILLE 1:50

**NOTE:**

- ALL MEASUREMENTS TO CONFIRM ON SITE
- ALL PROVIDED SERVICES LOCATION TO CONFIRM ON SITE
- COOLROOM IS TO COMPLY WITH BCA CLAUSE G1.2
- KITCHEN WALL TO BE SOLID CONSTRUCTION
- TO BE COMPLIED WITH THE DISABILITY STANDARDS 2010
- ALL GLAZING AND GLAZING ASSEMBLIES TO BE SELECTED AND INSTALLED IN ACCORDANCE WITH AS1288 AND / OR AS2047.
- ALL FLOOR, WALL AND CEILING MATERIALS TO BE COMPLIED WITH CLAUSE C1.10 & SPEC C1.10
- PROVIDE MINIMUM 30% LUMINANCE CONTRAST TO IDENTIFY THE LOCATION OF ALL DOORWAYS IN ACCORDANCE WITH SECTION 13.1 OF AS428.1-2009

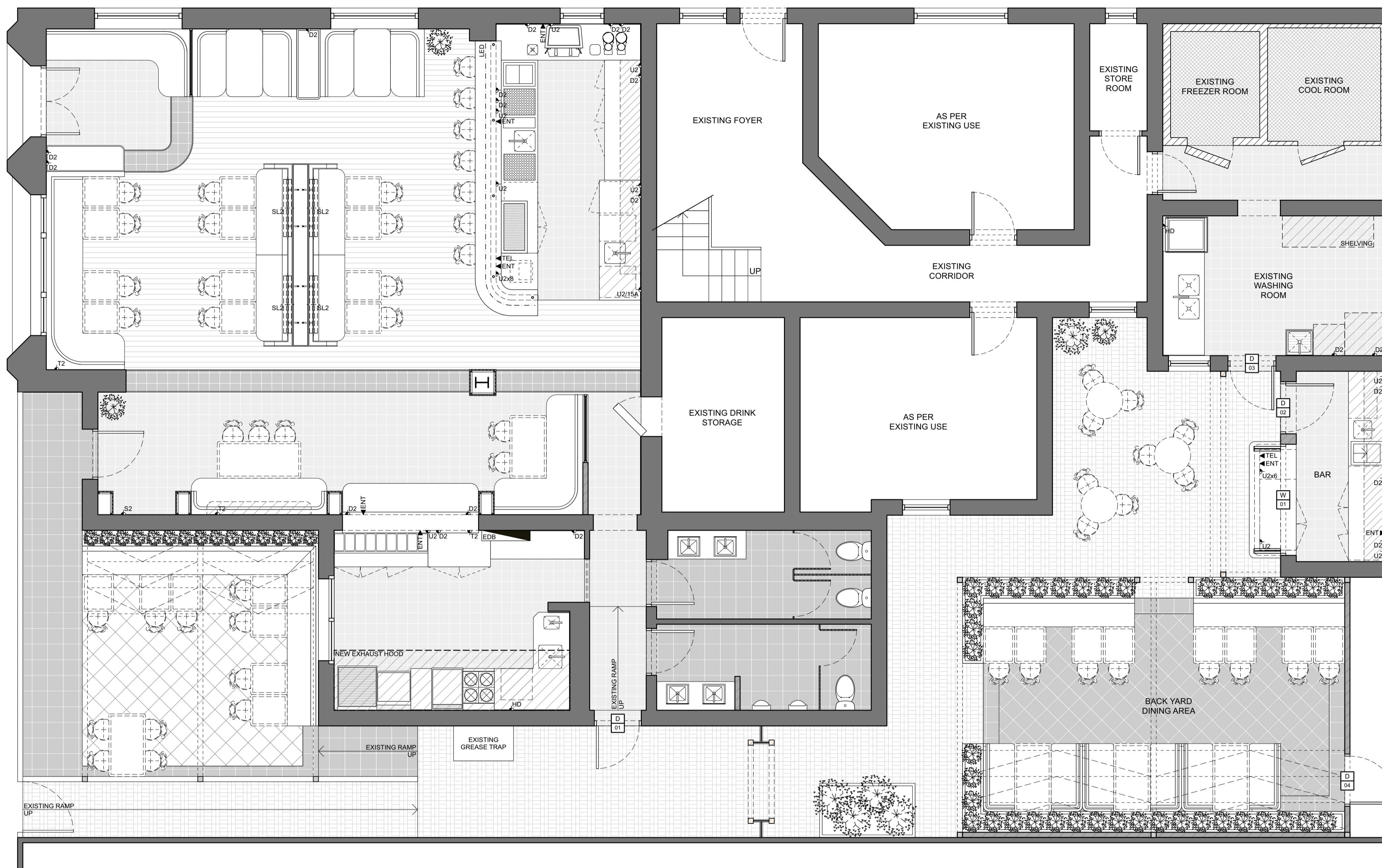
**HYDRAULICS LEGEND**

- FW EXISTING 100MM FLOOR WASTE
- W EXISTING 50MM WASTE POINT
- SW EXISTING SEWER
- H/C HOT AND COLD WATER SUPPLY
- C COLD WATER SUPPLY
- G GAS SUPPLY
- GAS GAS METER to be located as shown

**NOTE:**

- ALL MEASUREMENTS TO CONFIRM ON SITE
- ALL PROVIDED SERVICES LOCATION TO CONFIRM ON SITE
- COOLROOM IS TO COMPLY WITH BCA CLAUSE G1.2
- ALL PLUMBING SERVICES POINTS ARE INDICATIVE ONLY (ALL SERVICES AS PER MANUFACTURERS INSTRUCTIONS)
- ALL HYDRAULIC REQUIREMENTS TO BE CONFIRMED ON SITE TO SUIT EQUIPMENT AND IN ACCORDANCE WITH AUSTRALIAN STANDARDS, LOCAL AUTHORITY GUIDELINES AND LESSOR REQUIREMENTS
- ALL SINKS AND HAND BASINS TO BE PROVIDED WITH HOT AND COLD WATER CONNECTIONS





KITCHEN SERVICES LEGEND	
K1	DUMPLING STEAMER
K2	450X800X900H SS BENCH WITH U/B OPEN SHELVING
K3	600X800X1100H DEEP FRYER - LUUS, FV-60 / 120MJ
K4	1200X800X1100H 8 BURNER COOKTOP - LUUS, CS-8B / 224MJ
K5	600X800X1100H NOODLE COOKER - LUUS, NC-60 / 78MJ
K6	750X800X900H SS BENCH WITH 300X400X300H INSET HAND BASIN
K7	1340X850X2050H 2 DOOR UPRIGHT FREEZER
K8	2230X700X870H 4 DOOR U/B FRIDGE
K9	4960X800X900H SS BENCH
K10	2625X700X900H SS WASH-UP BENCH WITH DOUBLE BOWL SINK
K11	600X800X1375H DISH WASHER WITH INTEGRATED CANOPY - WASHTECH M1C
K12	2610X700X900H SS PREP BENCH WITH 400X400X400H PREP SINK
K13	1835X700X900H SS PREP BENCH
K14	4960X400X1100H WALL MOUNTED O/H OPEN SHELVING
K15	2610X400X1100H WALL MOUNTED O/H SHELVING
K16	1615X400X1100H WALL MOUNTED O/H SHELVING
K17	2600X600X2000H FREE STANDING SHELVING
K18	1350X600X2000H FREE STANDING SHELVING
K19	1550X600X900H FREE STANDING CHEST FREEZER
B1	2230X700X870H 4 DOOR U/B FRIDGE
B2	1200X700X870H 2 DOOR U/B FRIDGE
B3	1800X700X870H 3 DOOR U/B FREEZER
B4	ICE MAKER - TBC
B5	400X400X400H SS INSET HAND BASIN
B6	WALL MOUNTED BOILING WATER UNIT
FINISHED LEGEND	
BR	SAND BLASTED EXPOSED BRICK FACE - SEALED AND CLEAR COATED
FB	VINTAGE PATTERN FABRIC UPHOLSTERY
G1	CLEAR TOUGHENED GLASS
G2	REDED GLASS
G3	GLASS MIRROR
L1	BLACK LEATHER
L2	RED LEATHER
ML	BLACK MELAMINE
M1	CEASARSTONE MARBLE SLAB - TURBINE GREY '6313' POLISHED FINISH
PC	PLASTER CONCERTE STUCCO RENDER
P1	WHITE PAINTED - DULUX 'WHISPER WHITE' P11F2
P2	BLACK PAINTED - DULUX 'PURE ZEAL' P11F9
P3	RED PAINTED - DULUX 'EYE OF NEWT' P81E1
P4	DARK GREEN PAINTED - DULUX 'LILY PAD' P25B6
P5	LIGHT GREEN PAINTED - DULUX 'PALE SPRING' P19D3
R1	OPEN WEAVE RATTAN WEBBING - NATURAL FINISH
SS	STAINLESS STEEL
S1	BRUSHED BRASS PLATE
T1	200X200MM CHARCOAL NON-SLIP KITCHEN FLOOR TILES WITH COVING
T2	200X200MM REPRODUCTION PATTERN FLOOR TILES
T3	200X200MM REPRODUCTION GREEN FLOOR TILES
T4	25X25MM MATT BLACK FLOOR MOSAIC TILES
T5	100X100MM OCTAGONAL MOSAIC TILES
T6	200X200MM BEIGE SQUARE WALL TILES
T7	200X200MM GREEN WALL TILES
T8	300X300MM WHITE GLOSS KITCHEN WALL TILES
FB1	14X180MM ENGINEERED TIMBER FLOORING - HAWWOOD, 'MATISSE' HW2146
FB2	AMERICAN OAK TIMBER, WALNUT STAINED, POLYURETHANE FINISHED
FB3	RED PAINTED TIMBER PANEL - DULUX 'EYE OF NEWT' P81E1
FB4	DARK GREEN PAINTED TIMBER - DULUX 'LILY PAD' P25B6
V1	VINYL GRAPHIC WALLPAPER


**THE CALABUR**  
 architecture - interior - branding  
 50/172 Riley street  
 Darlinghurst NSW 2010  
 t. +61 2 9188 5072 m. +61 4 3244 9215  
 www.thecalabur.com.au

**NOTE**  
 - This drawing has been produced to illustrate design intent. All shop drawings are to be submitted to and sanctioned by The Calabur prior to manufacture or construction.  
 - All works to be in accordance with the Building Code of Australia, Australian standards, statutory regulations and local authority requirements.  
 - Do not scale this drawing. All dimensions to be verified on site prior to construction. Any inconsistencies to be reported to The Calabur immediately. If in doubt, please ask The Calabur for clarification.  
 - Any variation from these drawings requires written approval from The Calabur.  
 - Contractor to liaise with third party suppliers to confirm exact requirements.  
 - Copyright © THE CALABUR. This drawing is the property of THE CALABUR, design and copyright are reserved by them. The drawing is issued upon condition it is not copied, refined or disclosed to any unauthorised person, either wholly or in part without the prior consent in writing of THE CALABUR. All right reserved.

**PROJECT**  
**CAPELLA CAFE AND BAR**  
 13 BALLARAT STREET, YARRAVILLE, VIC 3013

REV.	DESCRIPTION	DATE	BY
A	ISSUE FOR DESIGN APPROVAL	27.11.24	BV

**ISSUED FOR DESIGN APPROVAL**

**DRAWING TITLE**  
**ELECTRICAL PLAN**

**DRAWN BY**  
**BV**

**CHECKED BY**  
**BV**

**DATE**  
**27.11.2024**

**SCALE**  
**1:50 @ A1**

**JOB NO.**  
**152-2024**

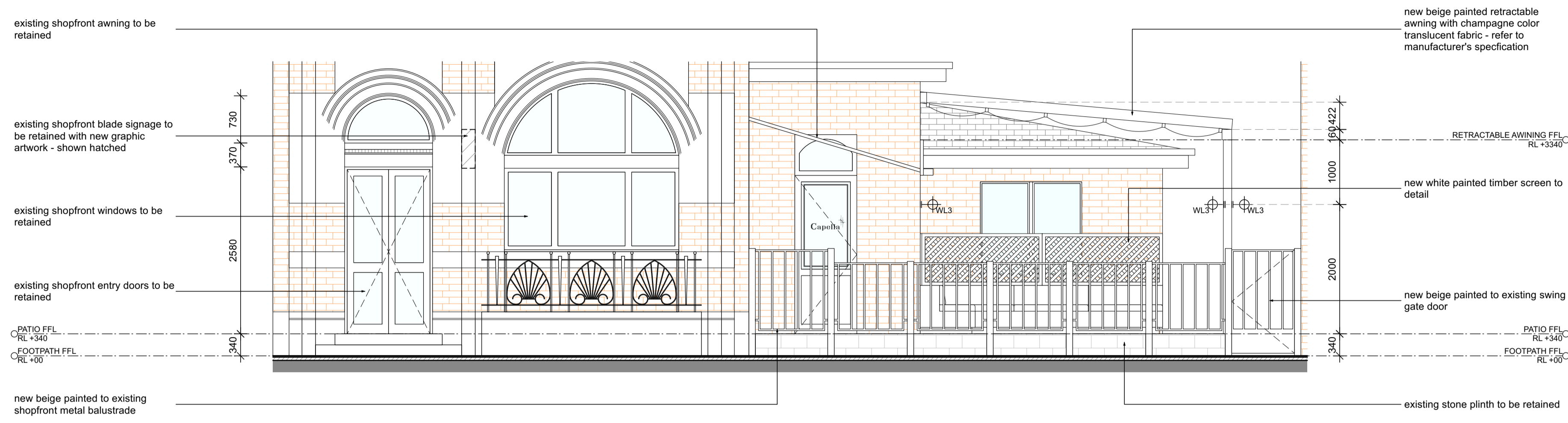
**DRAWING NO.**  
**ID-1007**

01 Electrical Plan  
 CAPELLA CAFE AND BAR, YARRAVILLE 1:50

**NOTE:**  
 - ALL MEASUREMENTS TO CONFIRM ON SITE  
 - ALL PROVIDED SERVICES LOCATION TO CONFIRM ON SITE  
 - COOLROOM IS TO COMPLY WITH BCA CLAUSE G1.2  
 - KITCHEN WALL TO BE SOLID CONSTRUCTION  
 - TO BE COMPLIED WITH THE DISABILITY STANDARDS 2010  
 - ALL GLAZING AND GLAZING ASSEMBLIES TO BE SELECTED AND INSTALLED IN ACCORDANCE WITH AS1288 AND / OR AS2047.  
 - ALL FLOOR, WALL AND CEILING MATERIALS TO BE COMPLIED WITH CLAUSE C1.10 & SPEC C1.10  
 - PROVIDE MINIMUM 30% LUMINANCE CONTRAST TO IDENTIFY THE LOCATION OF ALL DOORWAYS IN ACCORDANCE WITH SECTION 13.1 OF AS1428.1-2009

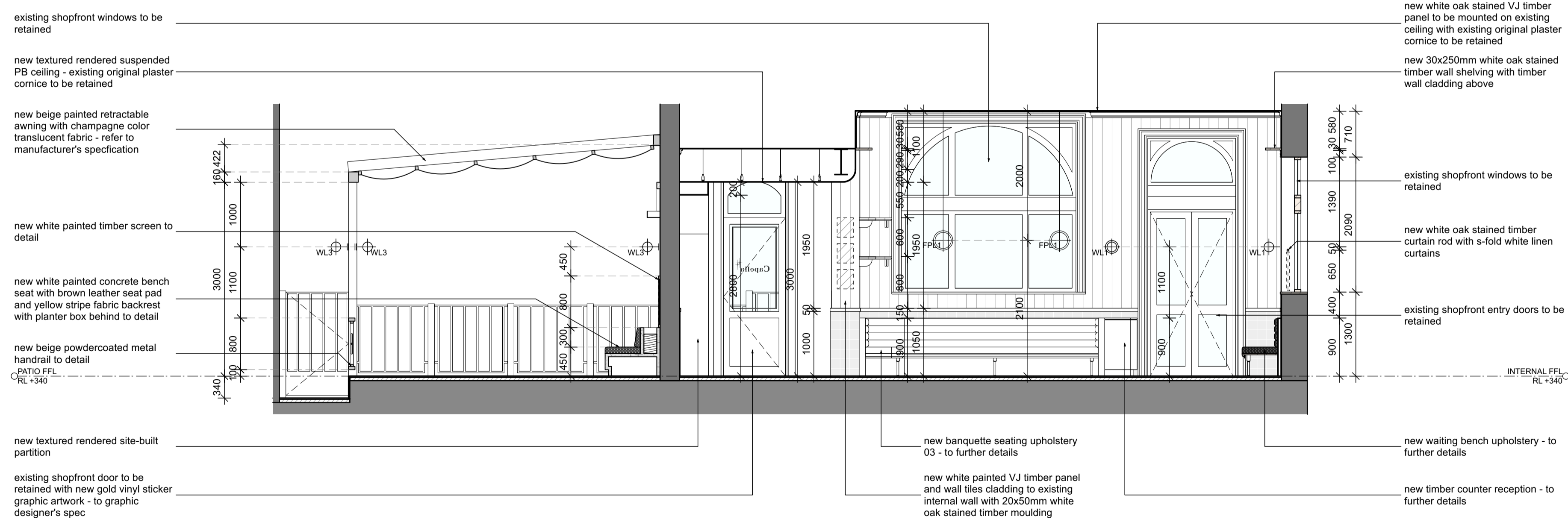
ELECTRICAL LEGEND	
S2	DOUBLE GPO standard black DGPO to be mounted 200mm from FFL skirting.
D2	DOUBLE GPO standard white DGPO to be mounted 150mm from bench level.
U2	DOUBLE GPO standard white DGPO to be mounted under bench.
T2	DOUBLE GPO standard white DGPO to be mounted above shelving.
HD	DOUBLE GPO 15amp commercial grade protected hard mounted 1100mm from FFL.
PH	PHONE / DATA OUTLET phone/data outlet to be mounted under bench or equipment unless noted otherwise
ENT	ETHERNET OUTLET ethernet outlet to be mounted under bench or equipment unless note otherwise
MECH	MECHANICAL BOARD location to be confirmed on site
EBP	ELECTRICAL BOARD location to be confirmed on site





01 Shopfront Elevation  
CAPELLA CAFE & BAR, YARRAVILLE 1:50

NOTE:  
- ALL MEASUREMENTS TO CONFIRM ON SITE  
- ALL PROVIDED SERVICES LOCATION TO CONFIRM ON SITE  
- COOLROOM IS TO COMPLY WITH BCA CLAUSE G1.2  
- KITCHEN WALL TO BE SOLID CONSTRUCTION  
- TO BE COMPLIED WITH THE DISABILITY STANDARDS 2010  
- ALL GLAZING AND GLAZING ASSEMBLIES TO BE SELECTED AND INSTALLED IN ACCORDANCE WITH AS1288 AND / OR AS2047  
- ALL FLOOR, WALL AND CEILING MATERIALS TO BE COMPLIED WITH CLAUSE C1.10 & SPEC C1.10  
- PROVIDE MINIMUM 30% LUMINANCE CONTRAST TO IDENTIFY THE LOCATION OF ALL DOORWAYS IN ACCORDANCE WITH SECTION 13.1 OF AS1428.1-2009



02 Section 01  
CAPELLA CAFE & BAR, YARRAVILLE 1:50

NOTE:  
- ALL MEASUREMENTS TO CONFIRM ON SITE  
- ALL PROVIDED SERVICES LOCATION TO CONFIRM ON SITE  
- COOLROOM IS TO COMPLY WITH BCA CLAUSE G1.2  
- KITCHEN WALL TO BE SOLID CONSTRUCTION  
- TO BE COMPLIED WITH THE DISABILITY STANDARDS 2010  
- ALL GLAZING AND GLAZING ASSEMBLIES TO BE SELECTED AND INSTALLED IN ACCORDANCE WITH AS1288 AND / OR AS2047  
- ALL FLOOR, WALL AND CEILING MATERIALS TO BE COMPLIED WITH CLAUSE C1.10 & SPEC C1.10  
- PROVIDE MINIMUM 30% LUMINANCE CONTRAST TO IDENTIFY THE LOCATION OF ALL DOORWAYS IN ACCORDANCE WITH SECTION 13.1 OF AS1428.1-2009

KITCHEN SERVICES LEGEND	
(K1)	DUMPLING STEAMER
(K2)	450X800X900H SS BENCH WITH U/B OPEN SHELVING
(K3)	600X800X1100H DEEP FRYER - LUUS, FV-60 / 120MJ
(K4)	1200X800X1100H 8 BURNER COOKTOP - LUUS, CS-88 / 224MJ
(K5)	600X800X1100H NOODLE COOKER - LUUS, NC-60 / 78MJ
(K6)	750X800X900H SS BENCH WITH 300X400X300H INSET HAND BASIN
(K7)	1340X850X2050H 2 DOOR UPRIGHT FREEZER
(K8)	2230X700X870H 4 DOOR U/B FRIDGE
(K9)	4960X800X900H SS BENCH
(K10)	2625X700X900H SS WASH-UP BENCH WITH DOUBLE BOWL SINK
(K11)	600X800X1375H DISH WASHER WITH INTEGRATED CANOPY - WASHTECH M1C
(K12)	2610X700X900H SS PREP BENCH WITH 400X400X400H PREP SINK
(K13)	1835X700X900H SS PREP BENCH
(K14)	4960X400X1100H WALL MOUNTED O/H OPEN SHELVING
(K15)	2610X400X1100H WALL MOUNTED O/H SHELVING
(K16)	1615X400X1100H WALL MOUNTED O/H SHELVING
(K17)	2600X600X2000H FREE STANDING SHELVING
(K18)	1350X600X2000H FREE STANDING SHELVING
(K19)	1500X600X900H FREE STANDING CHEST FREEZER
(B1)	2230X700X870H 4 DOOR U/B FRIDGE
(B2)	1200X700X870H 2 DOOR U/B FRIDGE
(B3)	1800X700X870H 3 DOOR U/B FREEZER
(B4)	ICE MAKER - TBC
(B5)	400X400X400H SS INSET HAND BASIN
(B6)	WALL MOUNTED BOILING WATER UNIT
FINISHED LEGEND	
(BR)	SAND BLASTED EXPOSED BRICK FACE - SEALED AND CLEAR COATED
(FB)	VINTAGE PATTERN FABRIC UPHOLSTERY
(G1)	CLEAR TOUGHENED GLASS
(G2)	REDED GLASS
(G3)	GLASS MIRROR
(L1)	BLACK LEATHER
(L2)	RED LEATHER
(ML)	BLACK MELAMINE
(M1)	CEASARSTONE MARBLE SLAB - TURBINE GREY '6313' POLISHED FINISH
(PC)	PLASTER CONCERTE STUCCO RENDER
(P1)	WHITE PAINTED - DULUX 'WHISPER WHITE' P11F2
(P2)	BLACK PAINTED - DULUX 'PURE ZEAL' P11F9
(P3)	RED PAINTED - DULUX 'EYE OF NEWT' P81E1
(P4)	DARK GREEN PAINTED - DULUX 'LILY PAD' P25B6
(P5)	LIGHT GREEN PAINTED - DULUX 'PALE SPRING' P19D3
(R1)	OPEN WEAVE RATTAN WEBBING - NATURAL FINISH
(SS)	STAINLESS STEEL
(S1)	BRUSHED BRASS PLATE
(T1)	200X200MM CHARCOAL NON-SLIP KITCHEN FLOOR TILES WITH COVING
(T2)	200X200MM REPRODUCTION PATTERN FLOOR TILES
(T3)	200X200MM REPRODUCTION GREEN FLOOR TILES
(T4)	25X25MM MATT BLACK FLOOR MOSAIC TILES
(T5)	100X100MM OCTAGONAL MOSAIC TILES
(T6)	200X200MM BEIGE SQUARE WALL TILES
(T7)	200X200MM GREEN WALL TILES
(T8)	300X300MM WHITE GLOSS KITCHEN WALL TILES
(F1)	14X180MM ENGINEERED TIMBER FLOORING - HAWWOOD, 'MATISSE' HW2146
(F2)	AMERICAN OAK TIMBER, WALNUT STAINED, POLYURETHANE FINISHED
(F3)	RED PAINTED TIMBER PANEL - DULUX 'EYE OF NEWT' P81E1
(F4)	DARK GREEN PAINTED TIMBER - DULUX 'LILY PAD' P25B6
(V1)	VINYL GRAPHIC WALLPAPER

**THE CALABUR**  
architecture - interior - branding  
501/172 Riley street  
Darlinghurst NSW 2010  
t. +61 2 9188 5072 m. +61 4 5244 9215  
www.thecalabur.com.au

**NOTE**  
- This drawing has been produced to illustrate design intent. All shop drawings are to be submitted to and sanctioned by The Calabur prior to manufacture or construction.  
- All works to be in accordance with the Building Code of Australia, Australian standards, statutory regulations and local authority requirements.  
- Do not scale this drawing. All dimensions to be verified on site prior to construction. Any inconsistencies to be reported to The Calabur immediately. If in doubt, please ask The Calabur for clarification.  
- Any variation from these drawings requires written approval from The Calabur.  
- Contractor to liaise with third party suppliers to confirm exact requirements.  
- Copyright © THE CALABUR. This drawing is the property of THE CALABUR, design and copyright are reserved by them. The drawing is issued upon condition it is not copied, refined or disclosed to any unauthorised person, either wholly or in part without the prior consent in writing of THE CALABUR. All right reserved.

**PROJECT**  
**CAPELLA CAFE AND BAR**  
13 BALLARAT STREET, YARRAVILLE, VIC 3013

REV.	DESCRIPTION	DATE	BY
A	ISSUE FOR DESIGN APPROVAL	27.11.24	BV

**ISSUED FOR DESIGN APPROVAL**

**DRAWING TITLE**  
**SHOPFRONT ELEVATION / INTERNAL SECTION 01**

**DRAWN BY**  
BV

**CHECKED BY**  
BV

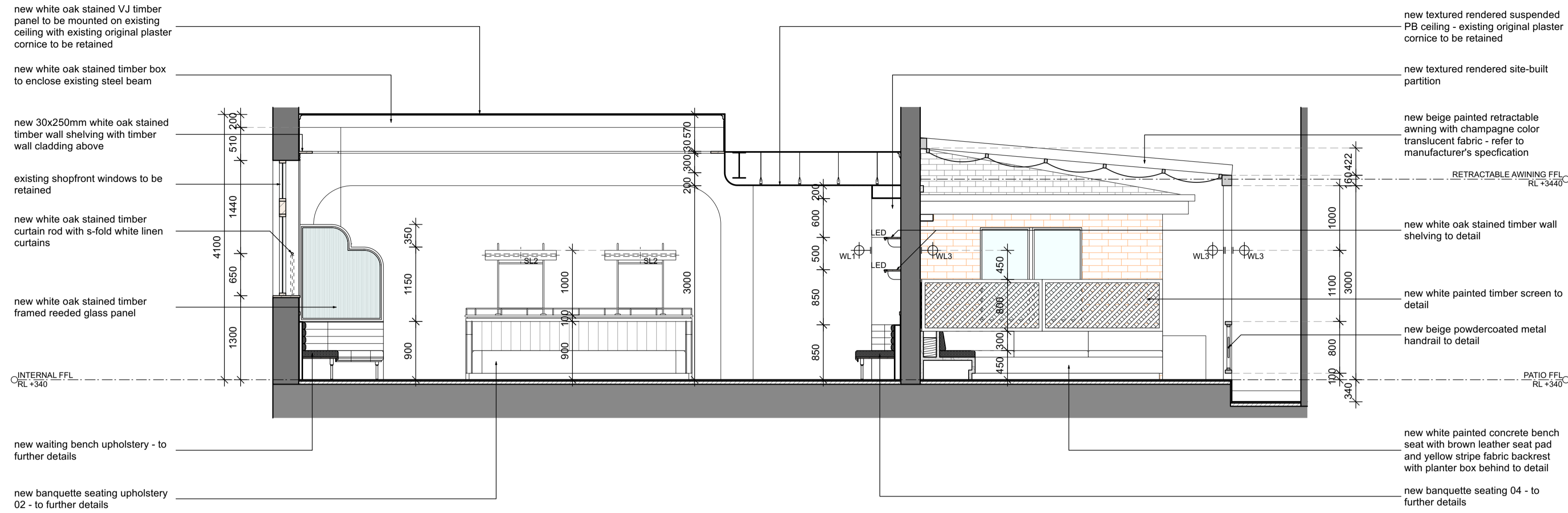
**DATE**  
27.11.2024

**SCALE**  
1:50 @ A1

**JOB NO.**  
152-2024

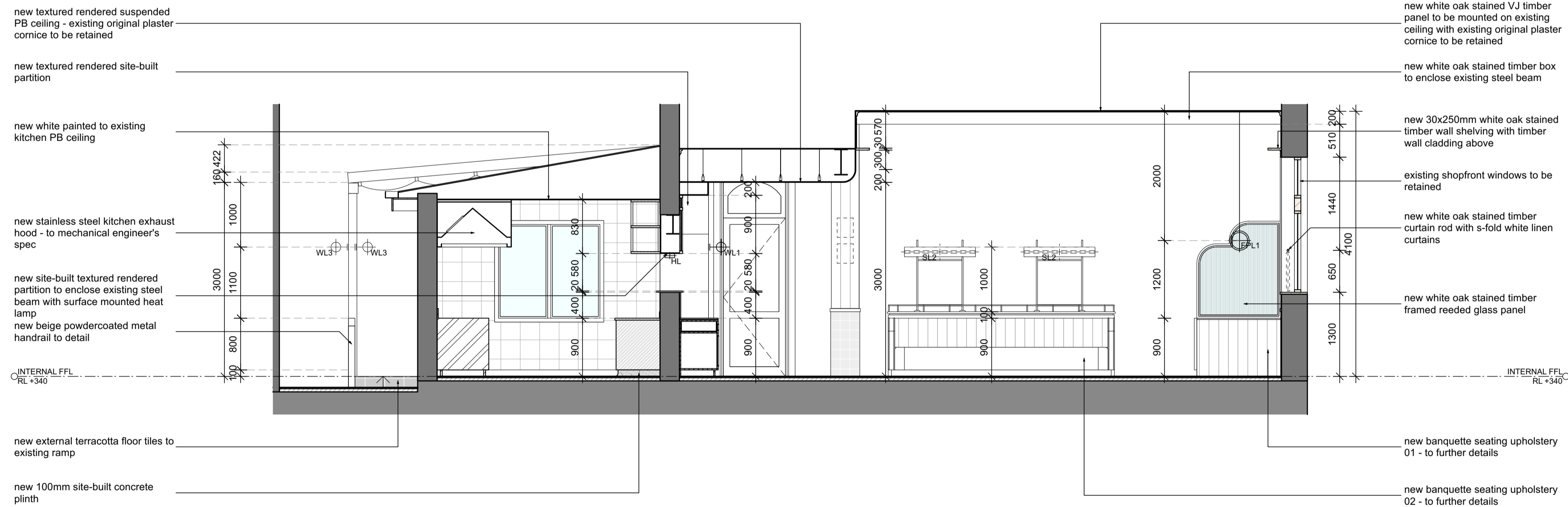
**DRAWING NO.**  
**ID-2001**





01 Section 02  
CAPELLA CAFE & BAR, YARRAVILLE 1:50

NOTE:  
 - ALL MEASUREMENTS TO CONFIRM ON SITE  
 - ALL PROVIDED SERVICES LOCATION TO CONFIRM ON SITE  
 - COOLROOM IS TO COMPLY WITH BCA CLAUSE G1.2  
 - KITCHEN WALL TO BE SOLID CONSTRUCTION  
 - TO BE COMPLIED WITH THE DISABILITY STANDARDS 2010  
 - ALL GLAZING AND GLAZING ASSEMBLIES TO BE SELECTED AND INSTALLED IN ACCORDANCE WITH AS1288 AND / OR AS2047  
 - ALL FLOOR, WALL AND CEILING MATERIALS TO BE COMPLIED WITH CLAUSE C1.10 & SPEC C1.10  
 - PROVIDE MINIMUM 30% LUMINANCE CONTRAST TO IDENTIFY THE LOCATION OF ALL DOORWAYS IN ACCORDANCE WITH SECTION 13.1 OF AS1428.1-2009



02 Section 03  
CAPELLA CAFE & BAR, YARRAVILLE 1:50

NOTE:  
 - ALL MEASUREMENTS TO CONFIRM ON SITE  
 - ALL PROVIDED SERVICES LOCATION TO CONFIRM ON SITE  
 - COOLROOM IS TO COMPLY WITH BCA CLAUSE G1.2  
 - KITCHEN WALL TO BE SOLID CONSTRUCTION  
 - TO BE COMPLIED WITH THE DISABILITY STANDARDS 2010  
 - ALL GLAZING AND GLAZING ASSEMBLIES TO BE SELECTED AND INSTALLED IN ACCORDANCE WITH AS1288 AND / OR AS2047  
 - ALL FLOOR, WALL AND CEILING MATERIALS TO BE COMPLIED WITH CLAUSE C1.10 & SPEC C1.10  
 - PROVIDE MINIMUM 30% LUMINANCE CONTRAST TO IDENTIFY THE LOCATION OF ALL DOORWAYS IN ACCORDANCE WITH SECTION 13.1 OF AS1428.1-2009

KITCHEN SERVICES LEGEND	
(K1)	DUMPLING STEAMER
(K2)	450X800X900H SS BENCH WITH U/B OPEN SHELVING
(K3)	600X800X1100H DEEP FRYER - LUUS, FV-60 / 120MJ
(K4)	1200X800X1100H 8 BURNER COOKTOP - LUUS, CS-88 / 224MJ
(K5)	600X800X1100H NOODLE COOKER - LUUS, NC-60 / 78MJ
(K6)	750X800X900H SS BENCH WITH 300X400X300H INSET HAND BASIN
(K7)	1340X850X2050H 2 DOOR UPRIGHT FREEZER
(K8)	2230X700X870H 4 DOOR U/B FRIDGE
(K9)	4960X800X900H SS BENCH
(K10)	2625X700X900H SS WASH-UP BENCH WITH DOUBLE BOWL SINK
(K11)	600X800X1375H DISH WASHER WITH INTEGRATED CANOPY - WASHTECH M1C
(K12)	2610X700X900H SS PREP BENCH WITH 400X400X400H PREP SINK
(K13)	1835X700X900H SS PREP BENCH
(K14)	4960X400X1100H WALL MOUNTED O/H OPEN SHELVING
(K15)	2610X400X1100H WALL MOUNTED O/H SHELVING
(K16)	1615X400X1100H WALL MOUNTED O/H SHELVING
(K17)	2600X600X2000H FREE STANDING SHELVING
(K18)	1350X600X2000H FREE STANDING SHELVING
(K19)	1550X600X900H FREE STANDING CHEST FREEZER
(B1)	2230X700X870H 4 DOOR U/B FRIDGE
(B2)	1200X700X870H 2 DOOR U/B FRIDGE
(B3)	1800X700X870H 3 DOOR U/B FREEZER
(B4)	ICE MAKER - TBC
(B5)	400X400X400H SS INSET HAND BASIN
(B6)	WALL MOUNTED BOILING WATER UNIT
FINISHED LEGEND	
(BR)	SAND BLASTED EXPOSED BRICK FACE - SEALED AND CLEAR COATED
(FB)	VINTAGE PATTERN FABRIC UPHOLSTERY
(G1)	CLEAR TOUGHENED GLASS
(G2)	REEDED GLASS
(G3)	GLASS MIRROR
(L1)	BLACK LEATHER
(L2)	RED LEATHER
(ML)	BLACK MELAMINE
(M1)	CEASARSTONE MARBLE SLAB - TURBINE GREY '6313' POLISHED FINISH
(PC)	CEASARSTONE CONCRETE STUCCO RENDER
(P1)	WHITE PAINTED - DULUX 'WHISPER WHITE' P11F2
(P2)	BLACK PAINTED - DULUX 'PURE ZEAL' P11F9
(P3)	RED PAINTED - DULUX 'EYE OF NEWT' P81E1
(P4)	DARK GREEN PAINTED - DULUX 'LILY PAD' P25B6
(P5)	LIGHT GREEN PAINTED - DULUX 'PALE SPRING' P1903
(R1)	OPEN WEAVE RATTAN WEBBING - NATURAL FINISH
(SS)	STAINLESS STEEL
(S1)	BRUSHED BRASS PLATE
(T1)	200X200MM CHARCOAL NON-SLIP KITCHEN FLOOR TILES WITH COVING
(T2)	200X200MM REPRODUCTION PATTERN FLOOR TILES
(T3)	200X200MM REPRODUCTION GREEN FLOOR TILES
(T4)	25X25MM MATT BLACK FLOOR MOSAIC TILES
(T5)	100X100MM OCTAGONAL MOSAIC TILES
(T6)	200X200MM BEIGE SQUARE WALL TILES
(T7)	200X200MM GREEN WALL TILES
(T8)	300X300MM WHITE GLOSS KITCHEN WALL TILES
(FB1)	14X180MM ENGINEERED TIMBER FLOORING - HAWWOOD, 'MATISSE' HW2146
(FB2)	AMERICAN OAK TIMBER, WALNUT STAINED, POLYURETHANE FINISHED
(FB3)	RED PAINTED TIMBER PANEL - DULUX 'EYE OF NEWT' P81E1
(FB4)	DARK GREEN PAINTED TIMBER - DULUX 'LILY PAD' P25B6
(V1)	VINYL GRAPHIC WALLPAPER

**THE CALABUR**  
 architecture - interior - branding  
 501/172 Riley street  
 Darlinghurst NSW 2010  
 t. +61 2 9188 5072 m. +61 4 5244 9215  
 www.thecalabur.com.au

**NOTE**  
 - This drawing has been produced to illustrate design intent. All shop drawings are to be submitted to and sanctioned by The Calabur prior to manufacture or construction.  
 - All works to be in accordance with the Building Code of Australia, Australian standards, statutory regulations and local authority requirements.  
 - Do not scale this drawing. All dimensions to be verified on site prior to construction. Any inconsistencies to be reported to The Calabur immediately. If in doubt, please ask The Calabur for clarification.  
 - Any variation from these drawings requires written approval from The Calabur.  
 - Contractor to liaise with third party suppliers to confirm exact requirements.  
 - Copyright © THE CALABUR. This drawing is the property of THE CALABUR, design and copyright are reserved by them. The drawing is issued upon condition it is not copied, refined or disclosed to any unauthorised person, either wholly or in part without the prior consent in writing of THE CALABUR. All right reserved.

**PROJECT**  
**CAPELLA CAFE AND BAR**  
 13 BALLARAT STREET, YARRAVILLE, VIC 3013

REV.	DESCRIPTION	DATE	BY
A	ISSUE FOR DESIGN APPROVAL	27.11.24	BV

ISSUED FOR DESIGN APPROVAL

DRAWING TITLE  
**INTERNAL SECTION 02 / 03**

DRAWN BY  
**BV**

CHECKED BY  
**BV**

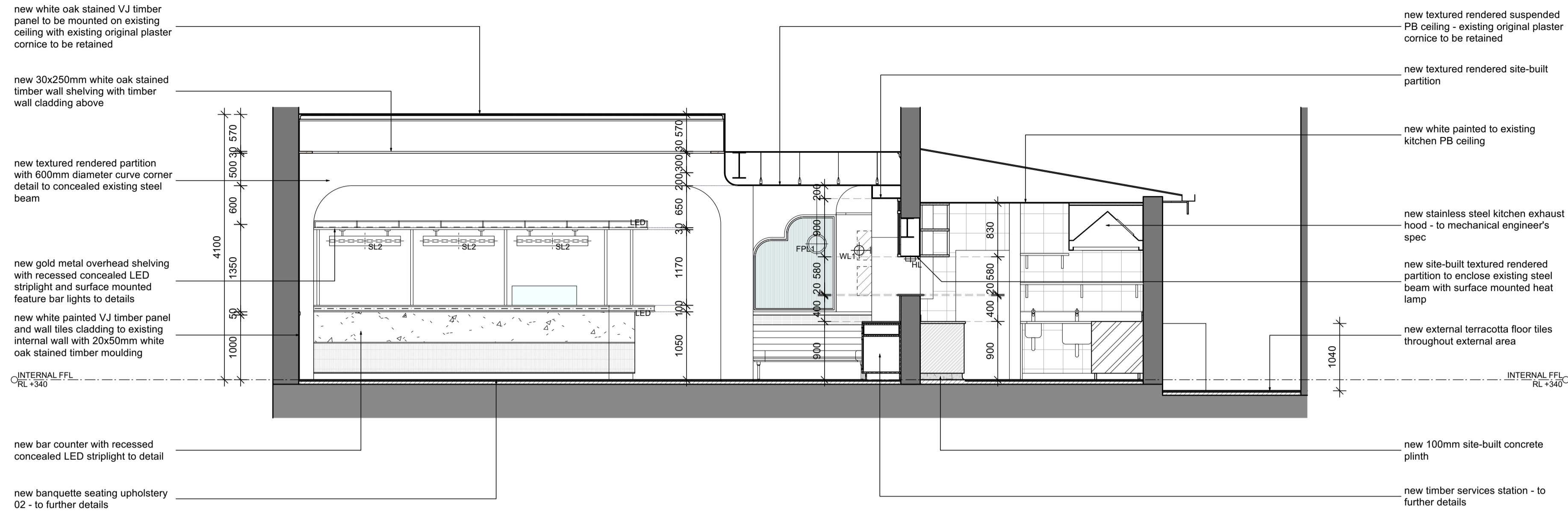
DATE  
**27.11.2024**

SCALE  
**1:50 @ A1**

JOB NO.  
**152-2024**

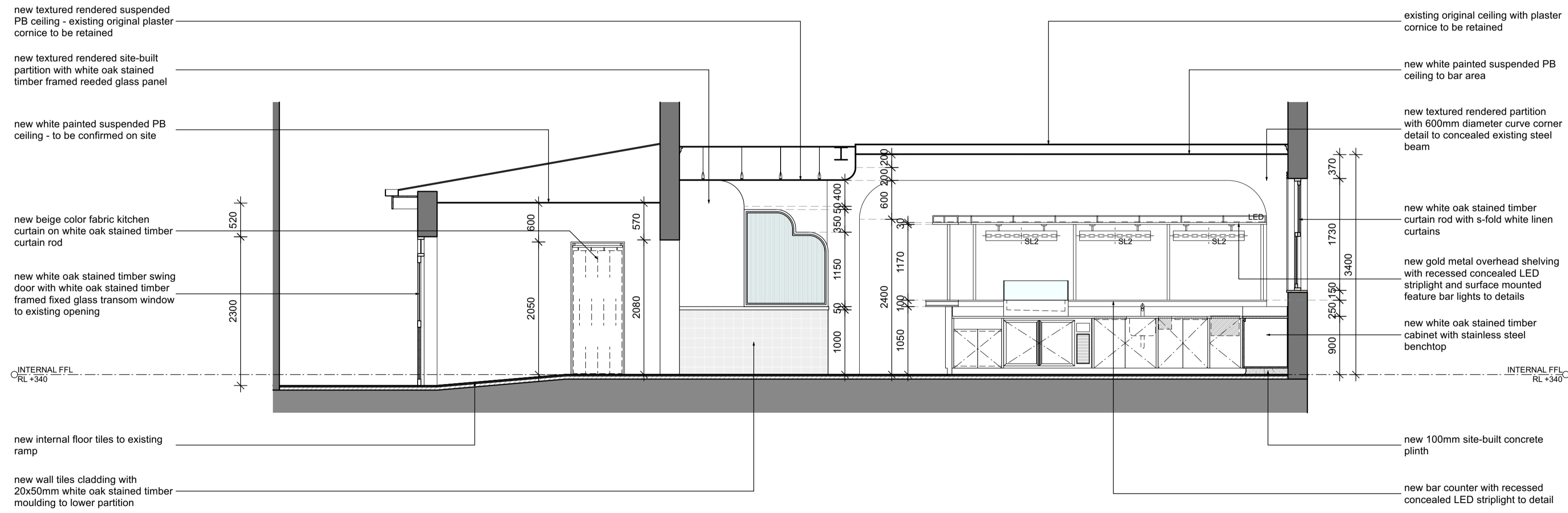
DRAWING NO.  
**ID-2002**





01 Section 04  
CAPELLA CAFE & BAR, YARRAVILLE 1:50

NOTE:  
 - ALL MEASUREMENTS TO CONFIRM ON SITE  
 - ALL PROVIDED SERVICES LOCATION TO CONFIRM ON SITE  
 - COOLROOM IS TO COMPLY WITH BCA CLAUSE G1.2  
 - KITCHEN WALL TO BE SOLID CONSTRUCTION  
 - TO BE COMPLIED WITH THE DISABILITY STANDARDS 2010  
 - ALL GLAZING AND GLAZING ASSEMBLIES TO BE SELECTED AND INSTALLED IN ACCORDANCE WITH AS1288 AND / OR AS2047  
 - ALL FLOOR, WALL AND CEILING MATERIALS TO BE COMPLIED WITH CLAUSE C1.10 & SPEC C1.10  
 - PROVIDE MINIMUM 30% LUMINANCE CONTRAST TO IDENTIFY THE LOCATION OF ALL DOORWAYS IN ACCORDANCE WITH SECTION 13.1 OF AS1428.1-2009



02 Section 05  
CAPELLA CAFE & BAR, YARRAVILLE 1:50

NOTE:  
 - ALL MEASUREMENTS TO CONFIRM ON SITE  
 - ALL PROVIDED SERVICES LOCATION TO CONFIRM ON SITE  
 - COOLROOM IS TO COMPLY WITH BCA CLAUSE G1.2  
 - KITCHEN WALL TO BE SOLID CONSTRUCTION  
 - TO BE COMPLIED WITH THE DISABILITY STANDARDS 2010  
 - ALL GLAZING AND GLAZING ASSEMBLIES TO BE SELECTED AND INSTALLED IN ACCORDANCE WITH AS1288 AND / OR AS2047  
 - ALL FLOOR, WALL AND CEILING MATERIALS TO BE COMPLIED WITH CLAUSE C1.10 & SPEC C1.10  
 - PROVIDE MINIMUM 30% LUMINANCE CONTRAST TO IDENTIFY THE LOCATION OF ALL DOORWAYS IN ACCORDANCE WITH SECTION 13.1 OF AS1428.1-2009

KITCHEN SERVICES LEGEND	
(K1)	DUMPLING STEAMER
(K2)	450X800X900H SS BENCH WITH U/B OPEN SHELVING
(K3)	600X800X1100H DEEP FRYER - LUUS, FV-60 / 120MJ
(K4)	1200X800X1100H 8 BURNER COOKTOP - LUUS, CS-8B / 224MJ
(K5)	600X800X1100H NOODLE COOKER - LUUS, NC-60 / 78MJ
(K6)	750X800X900H SS BENCH WITH 300X400X300H INSET HAND BASIN
(K7)	1340X850X2050H 2 DOOR UPRIGHT FREEZER
(K8)	2230X700X870H 4 DOOR U/B FRIDGE
(K9)	4960X800X900H SS BENCH
(K10)	2625X700X900H SS WASH-UP BENCH WITH DOUBLE BOWL SINK
(K11)	600X800X1375H DISH WASHER WITH INTEGRATED CANOPY - WASHTECH M1C
(K12)	2610X700X900H SS PREP BENCH WITH 400X400X400H PREP SINK
(K13)	1835X700X900H SS PREP BENCH
(K14)	4960X400X1100H WALL MOUNTED O/H OPEN SHELVING
(K15)	2610X400X1100H WALL MOUNTED O/H SHELVING
(K16)	1615X400X1100H WALL MOUNTED O/H SHELVING
(K17)	2600X600X2000H FREE STANDING SHELVING
(K18)	1350X600X2000H FREE STANDING SHELVING
(K19)	1550X600X900H FREE STANDING CHEST FREEZER
(B1)	2230X700X870H 4 DOOR U/B FRIDGE
(B2)	1200X700X870H 2 DOOR U/B FRIDGE
(B3)	1800X700X870H 3 DOOR U/B FREEZER
(B4)	ICE MAKER - TBC
(B5)	400X400X400H SS INSET HAND BASIN
(B6)	WALL MOUNTED BOILING WATER UNIT
FINISHED LEGEND	
(BR)	SAND BLASTED EXPOSED BRICK FACE - SEALED AND CLEAR COATED
(FB)	VINTAGE PATTERN FABRIC UPHOLSTERY
(G1)	CLEAR TOUGHENED GLASS
(G2)	REEDED GLASS
(G3)	GLASS MIRROR
(L1)	BLACK LEATHER
(L2)	RED LEATHER
(ML)	BLACK MELAMINE
(M1)	CEASARSTONE MARBLE SLAB - TURBINE GREY '6313' POLISHED FINISH
(PC)	PLASTER CONCERTE STUCCO RENDER
(P1)	WHITE PAINTED - DULUX 'WHISPER WHITE' P1MF2
(P2)	BLACK PAINTED - DULUX 'PURE ZEAL' P1F9
(P3)	RED PAINTED - DULUX 'EYE OF NEWT' PB1E1
(P4)	DARK GREEN PAINTED - DULUX 'LILY PAD' P2S86
(P5)	LIGHT GREEN PAINTED - DULUX 'PALE SPRING' P1903
(R1)	OPEN WEAVE RATTAN WEBBING - NATURAL FINISH
(SS)	STAINLESS STEEL
(S1)	BRUSHED BRASS PLATE
(T1)	200X200MM CHARCOAL NON-SLIP KITCHEN FLOOR TILES WITH COVING
(T2)	200X200MM REPRODUCTION PATTERN FLOOR TILES
(T3)	200X200MM REPRODUCTION GREEN FLOOR TILES
(T4)	25X25MM MATT BLACK FLOOR MOSAIC TILES
(T5)	100X100MM OCTAGONAL MOSAIC TILES
(T6)	200X200MM BEIGE SQUARE WALL TILES
(T7)	200X200MM GREEN WALL TILES
(T8)	300X300MM WHITE GLOSS KITCHEN WALL TILES
(F1)	14X180MM ENGINEERED TIMBER FLOORING - HAWWOOD, 'MATISSE' HW2146
(F2)	AMERICAN OAK TIMBER, WALNUT STAINED, POLYURETHANE FINISHED
(F3)	RED PAINTED TIMBER PANEL - DULUX 'EYE OF NEWT' PB1E1
(F4)	DARK GREEN PAINTED TIMBER - DULUX 'LILY PAD' P2S86
(V1)	VINYL GRAPHIC WALLPAPER

**THE CALABUR**  
 architecture - interior - branding  
 501/172 Riley street  
 Darlinghurst NSW 2010  
 t. +61 2 9188 5072 m. +61 4 3244 9215  
 www.thecalabur.com.au

NOTE  
 - This drawing has been produced to illustrate design intent. All shop drawings are to be submitted to and sanctioned by The Calabur prior to manufacture or construction.  
 - All works to be in accordance with the Building Code of Australia, Australian standards, statutory regulations and local authority requirements.  
 - Do not scale this drawing. All dimensions to be verified on site prior to construction. Any inconsistencies to be reported to The Calabur immediately. If in doubt, please ask The Calabur for clarification.  
 - Any variation from these drawings requires written approval from The Calabur.  
 - Contractor to liaise with third party suppliers to confirm exact requirements.  
 - Copyright © THE CALABUR. This drawing is the property of THE CALABUR, design and copyright are reserved by them. The drawing is issued upon condition it is not copied, refined or disclosed to any unauthorised person, either wholly or in part without the prior consent in writing of THE CALABUR. All rights reserved.

PROJECT  
**CAPELLA CAFE AND BAR**  
 13 BALLARAT STREET, YARRAVILLE, VIC 3013

REV.	DESCRIPTION	DATE	BY
A	ISSUE FOR DESIGN APPROVAL	27.11.24	BV

ISSUED FOR DESIGN APPROVAL

DRAWING TITLE  
**INTERNAL SECTION 04 / 05**

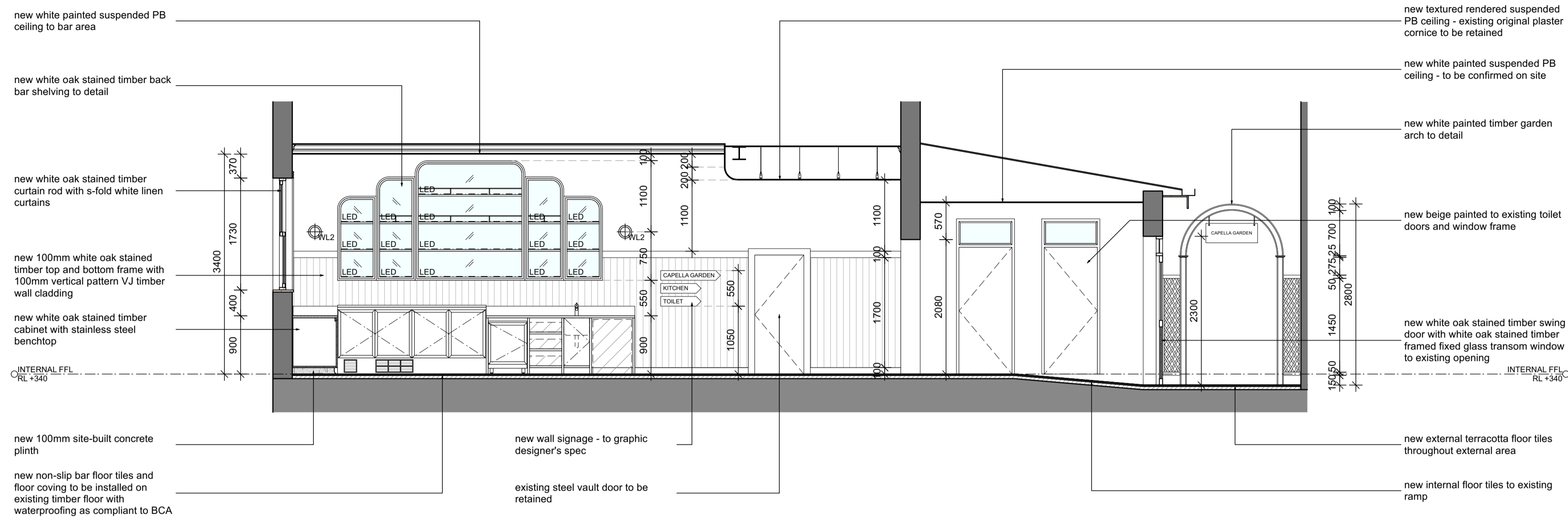
DRAWN BY	CHECKED BY
BV	BV

DATE  
**27.11.2024**

SCALE	JOB NO.
1:50 @ A1	152-2024

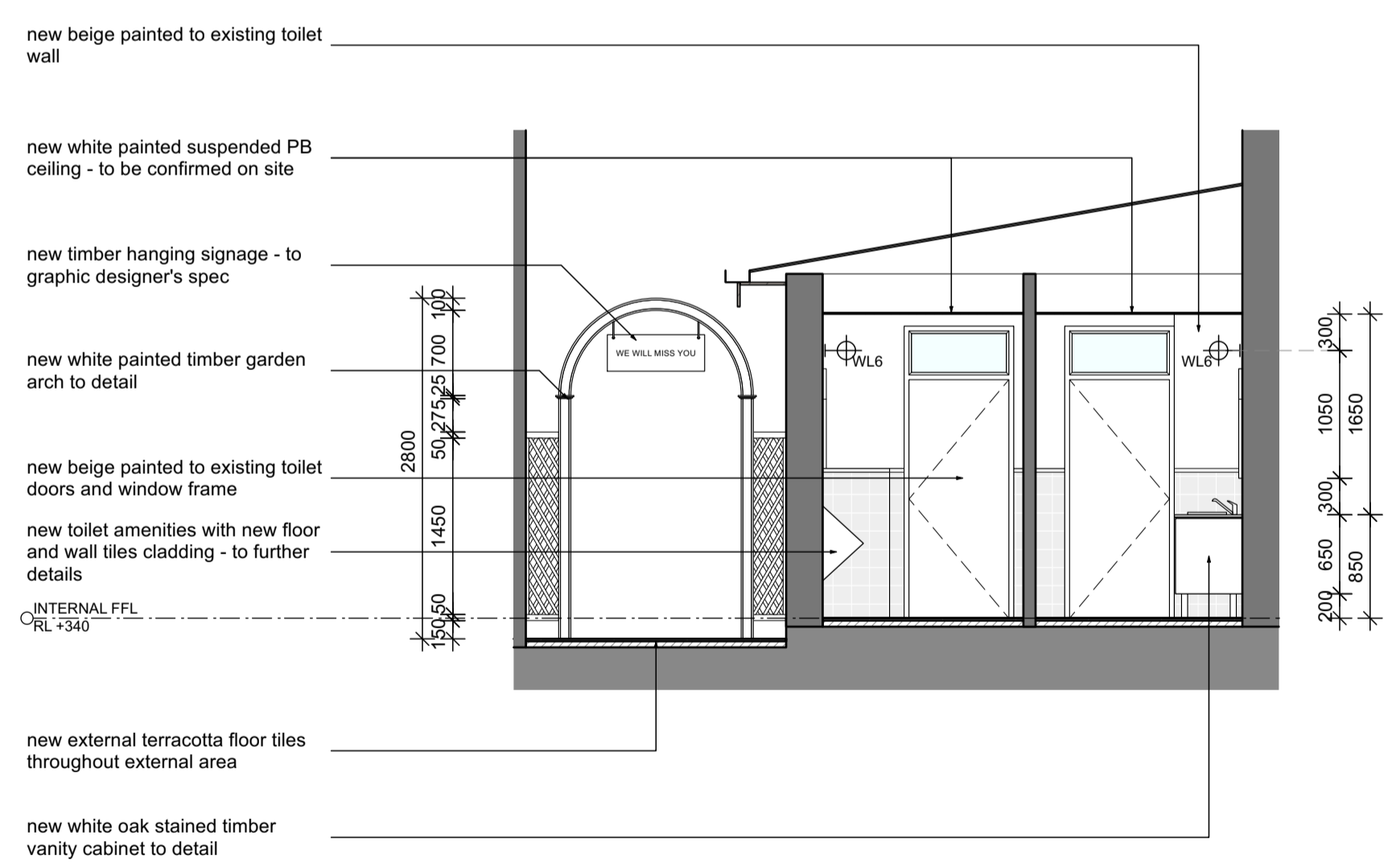
DRAWING NO.  
**ID-2003**





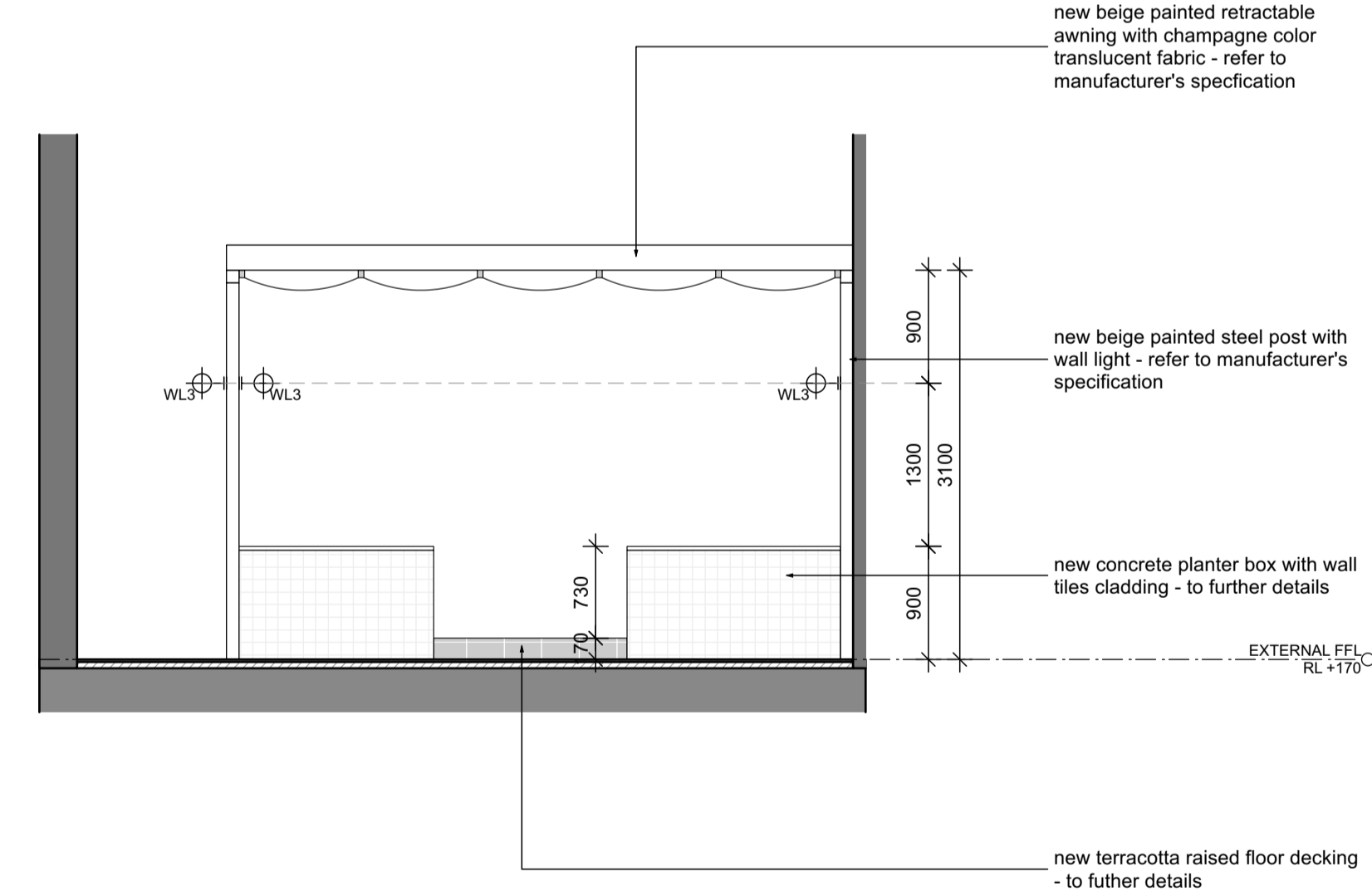
01 Section 06  
CAPELLA CAFE & BAR, YARRAVILLE 1:50

NOTE:  
 - ALL MEASUREMENTS TO CONFIRM ON SITE  
 - ALL PROVIDED SERVICES LOCATION TO CONFIRM ON SITE  
 - COOLROOM IS TO COMPLY WITH BCA CLAUSE G1.2  
 - KITCHEN WALL TO BE SOLID CONSTRUCTION  
 - TO BE COMPLIED WITH THE DISABILITY STANDARDS 2010  
 - ALL GLAZING AND GLAZING ASSEMBLIES TO BE SELECTED AND INSTALLED IN ACCORDANCE WITH AS1288 AND / OR AS2047  
 - ALL FLOOR, WALL AND CEILING MATERIALS TO BE COMPLIED WITH CLAUSE C1.10 & SPEC C1.10  
 - PROVIDE MINIMUM 30% LUMINANCE CONTRAST TO IDENTIFY THE LOCATION OF ALL DOORWAYS IN ACCORDANCE WITH SECTION 13.1 OF AS1428.1-2009



02 Section 07  
CAPELLA CAFE & BAR, YARRAVILLE 1:50

NOTE:  
 - ALL MEASUREMENTS TO CONFIRM ON SITE  
 - ALL PROVIDED SERVICES LOCATION TO CONFIRM ON SITE  
 - COOLROOM IS TO COMPLY WITH BCA CLAUSE G1.2  
 - KITCHEN WALL TO BE SOLID CONSTRUCTION  
 - TO BE COMPLIED WITH THE DISABILITY STANDARDS 2010  
 - ALL GLAZING AND GLAZING ASSEMBLIES TO BE SELECTED AND INSTALLED IN ACCORDANCE WITH AS1288 AND / OR AS2047  
 - ALL FLOOR, WALL AND CEILING MATERIALS TO BE COMPLIED WITH CLAUSE C1.10 & SPEC C1.10  
 - PROVIDE MINIMUM 30% LUMINANCE CONTRAST TO IDENTIFY THE LOCATION OF ALL DOORWAYS IN ACCORDANCE WITH SECTION 13.1 OF AS1428.1-2009



03 Section 08  
CAPELLA CAFE & BAR, YARRAVILLE 1:50

NOTE:  
 - ALL MEASUREMENTS TO CONFIRM ON SITE  
 - ALL PROVIDED SERVICES LOCATION TO CONFIRM ON SITE  
 - COOLROOM IS TO COMPLY WITH BCA CLAUSE G1.2  
 - KITCHEN WALL TO BE SOLID CONSTRUCTION  
 - TO BE COMPLIED WITH THE DISABILITY STANDARDS 2010  
 - ALL GLAZING AND GLAZING ASSEMBLIES TO BE SELECTED AND INSTALLED IN ACCORDANCE WITH AS1288 AND / OR AS2047  
 - ALL FLOOR, WALL AND CEILING MATERIALS TO BE COMPLIED WITH CLAUSE C1.10 & SPEC C1.10  
 - PROVIDE MINIMUM 30% LUMINANCE CONTRAST TO IDENTIFY THE LOCATION OF ALL DOORWAYS IN ACCORDANCE WITH SECTION 13.1 OF AS1428.1-2009

KITCHEN SERVICES LEGEND	
(K1)	DUMPLING STEAMER
(K2)	450X800X900H SS BENCH WITH U/B OPEN SHELVING
(K3)	600X800X1100H DEEP FRYER - LUUS, FV-60 / 120MJ
(K4)	1200X800X1100H 8 BURNER COOKTOP - LUUS, CS-8B / 224MJ
(K5)	600X800X1100H NOODLE COOKER - LUUS, NC-60 / 78MJ
(K6)	750X800X900H SS BENCH WITH 300X400X300H INSET HAND BASIN
(K7)	1340X850X2050H 2 DOOR UPRIGHT FREEZER
(K8)	2230X700X870H 4 DOOR U/B FRIDGE
(K9)	4960X800X900H SS BENCH
(K10)	2625X700X900H SS WASH-UP BENCH WITH DOUBLE BOWL SINK
(K11)	600X800X1375H DISH WASHER WITH INTEGRATED CANOPY - WASHTECH M1C
(K12)	2610X700X900H SS PREP BENCH WITH 400X400X400H PREP SINK
(K13)	1835X700X900H SS PREP BENCH
(K14)	4960X400X1100H WALL MOUNTED O/H OPEN SHELVING
(K15)	2610X400X1100H WALL MOUNTED O/H SHELVING
(K16)	1615X400X1100H WALL MOUNTED O/H SHELVING
(K17)	2600X600X2000H FREE STANDING SHELVING
(K18)	1350X600X2000H FREE STANDING SHELVING
(K19)	1550X600X900H FREE STANDING CHEST FREEZER
(B1)	2230X700X870H 4 DOOR U/B FRIDGE
(B2)	1200X700X870H 2 DOOR U/B FRIDGE
(B3)	1800X700X870H 3 DOOR U/B FREEZER
(B4)	ICE MAKER - TBC
(B5)	400X400X400H SS INSET HAND BASIN
(B6)	WALL MOUNTED BOILING WATER UNIT
FINISHED LEGEND	
(BR)	SAND BLASTED EXPOSED BRICK FACE - SEALED AND CLEAR COATED
(FB)	VINTAGE PATTERN FABRIC UPHOLSTERY
(G1)	CLEAR TOUGHENED GLASS
(G2)	REENDED GLASS
(G3)	GLASS MIRROR
(L1)	BLACK LEATHER
(L2)	RED LEATHER
(ML)	BLACK MELAMINE
(M1)	CEASARSTONE MARBLE SLAB - TURBINE GREY '6313' POLISHED FINISH
(PC)	PLASTER CONCERTE STUCCO RENDER
(P1)	WHITE PAINTED - DULUX 'WHISPER WHITE' P11F2
(P2)	BLACK PAINTED - DULUX 'PURE ZEAL' P11F9
(P3)	RED PAINTED - DULUX 'EYE OF NEWT' P81E1
(P4)	DARK GREEN PAINTED - DULUX 'LILY PAD' P25B6
(P5)	LIGHT GREEN PAINTED - DULUX 'PALE SPRING' P19D3
(R1)	OPEN WEAVE RATTAN WEBBING - NATURAL FINISH
(SS)	STAINLESS STEEL
(S1)	BRUSHED BRASS PLATE
(T1)	200X200MM CHARCOAL NON-SLIP KITCHEN FLOOR TILES WITH COVING
(T2)	200X200MM REPRODUCTION PATTERN FLOOR TILES
(T3)	200X200MM REPRODUCTION GREEN FLOOR TILES
(T4)	25X25MM MATT BLACK FLOOR MOSAIC TILES
(T5)	100X100MM OCTAGONAL MOSAIC TILES
(T6)	200X200MM BEIGE SQUARE WALL TILES
(T7)	200X200MM GREEN WALL TILES
(T8)	300X300MM WHITE GLOSS KITCHEN WALL TILES
(F1)	14X180MM ENGINEERED TIMBER FLOORING - HAWWOOD, 'MATISSE' HW2146
(F2)	AMERICAN OAK TIMBER, WALNUT STAINED, POLYURETHANE FINISHED
(F3)	RED PAINTED TIMBER PANEL - DULUX 'EYE OF NEWT' P81E1
(F4)	DARK GREEN PAINTED TIMBER - DULUX 'LILY PAD' P25B6
(V1)	VINYL GRAPHIC WALLPAPER

**THE CALABUR**  
 architecture - interior - branding  
 501/172 Riley street  
 Darlinghurst NSW 2010  
 t. +61 2 9188 5072 m. +61 4 3244 9215  
 www.thecalabur.com.au

NOTE  
 - This drawing has been produced to illustrate design intent. All shop drawings are to be submitted to and sanctioned by The Calabur prior to manufacture or construction.  
 - All works to be in accordance with the Building Code of Australia, Australian standards, statutory regulations and local authority requirements.  
 - Do not scale this drawing. All dimensions to be verified on site prior to construction. Any inconsistencies to be reported to The Calabur immediately. If in doubt, please ask The Calabur for clarification.  
 - Any variation from these drawings requires written approval from The Calabur.  
 - Contractor to liaise with third party suppliers to confirm exact requirements.  
 - Copyright © THE CALABUR. This drawing is the property of THE CALABUR, design and copyright are reserved by them. The drawing is issued upon condition it is not copied, refined or disclosed to any unauthorised person, either wholly or in part without the prior consent in writing of THE CALABUR. All right reserved.

PROJECT  
**CAPELLA CAFE AND BAR**  
 13 BALLARAT STREET, YARRAVILLE, VIC 3013

REV.	DESCRIPTION	DATE	BY
A	ISSUE FOR DESIGN APPROVAL	27.11.24	BV

ISSUED FOR DESIGN APPROVAL

DRAWING TITLE  
**INTERNAL SECTION 06 / 07 / 08**

DRAWN BY  
**BV**

CHECKED BY  
**BV**

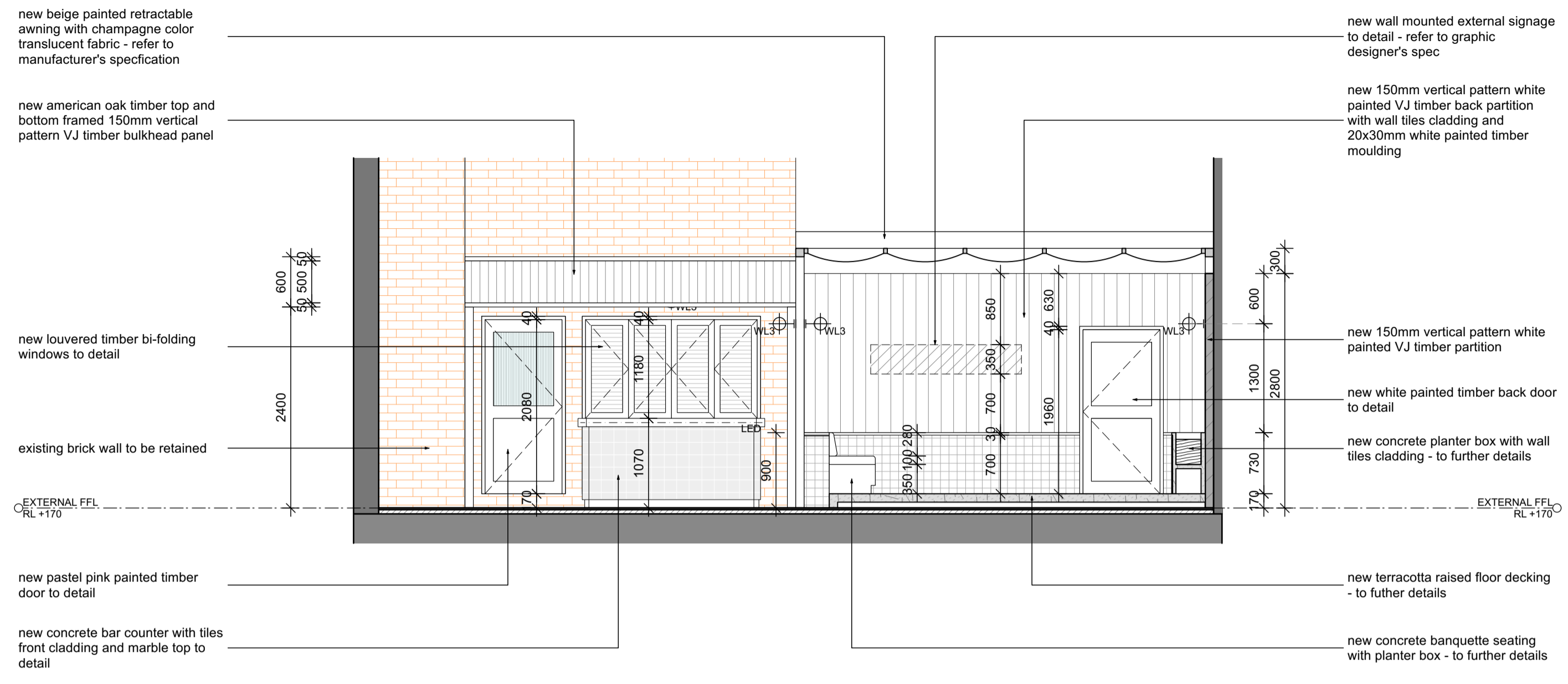
DATE  
**27.11.2024**

SCALE  
**1:50 @ A1**

JOB NO.  
**152-2024**

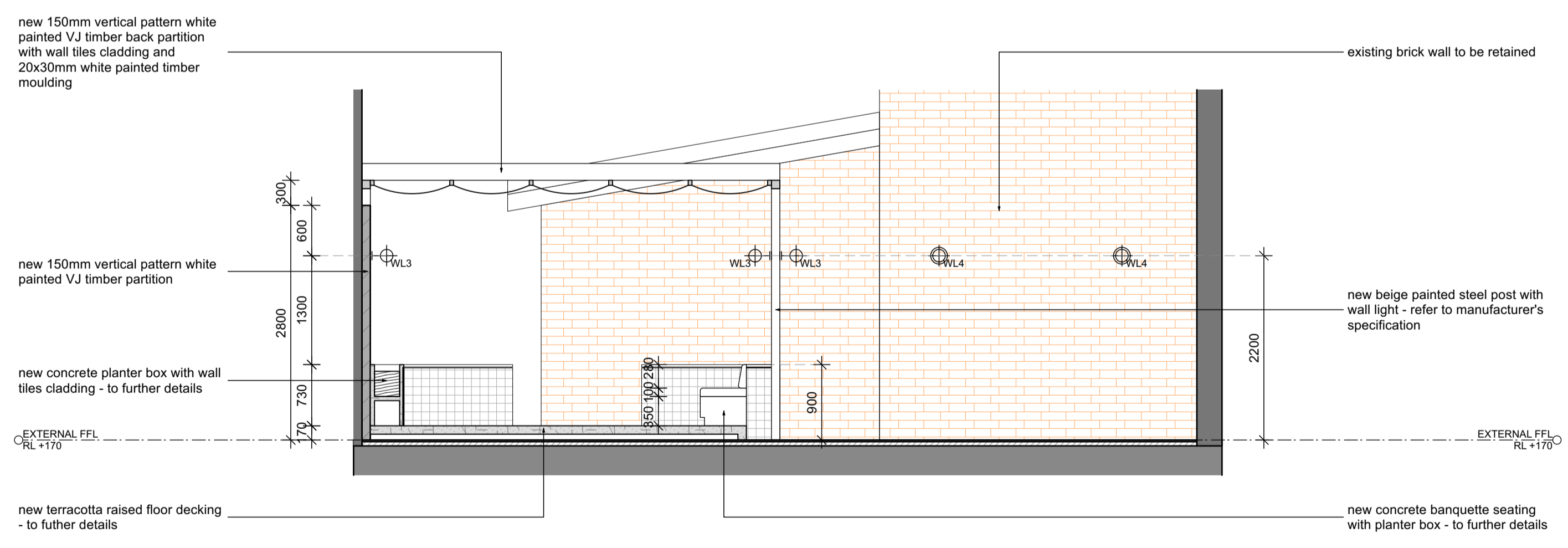
DRAWING NO.  
**ID-2004**





01 Section 09  
CAPELLA CAFE & BAR, YARRAVILLE 1:50

NOTE  
 - ALL MEASUREMENTS TO CONFIRM ON SITE  
 - ALL PROVIDED SERVICES LOCATION TO CONFIRM ON SITE  
 - COOLROOM IS TO COMPLY WITH BCA CLAUSE G1.2  
 - KITCHEN WALL TO BE SOLID CONSTRUCTION  
 - TO BE COMPLIED WITH THE DISABILITY STANDARDS 2010  
 - ALL GLAZING AND GLAZING ASSEMBLIES TO BE SELECTED AND INSTALLED IN ACCORDANCE WITH AS1288 AND / OR AS2047  
 - ALL FLOOR, WALL AND CEILING MATERIALS TO BE COMPLIED WITH CLAUSE C1.10 & SPEC C1.10  
 - PROVIDE MINIMUM 30% LUMINANCE CONTRAST TO IDENTIFY THE LOCATION OF ALL DOORWAYS IN ACCORDANCE WITH SECTION 13.1 OF AS1428.1-2009



02 Section 10  
CAPELLA CAFE & BAR, YARRAVILLE 1:50

NOTE  
 - ALL MEASUREMENTS TO CONFIRM ON SITE  
 - ALL PROVIDED SERVICES LOCATION TO CONFIRM ON SITE  
 - COOLROOM IS TO COMPLY WITH BCA CLAUSE G1.2  
 - KITCHEN WALL TO BE SOLID CONSTRUCTION  
 - TO BE COMPLIED WITH THE DISABILITY STANDARDS 2010  
 - ALL GLAZING AND GLAZING ASSEMBLIES TO BE SELECTED AND INSTALLED IN ACCORDANCE WITH AS1288 AND / OR AS2047  
 - ALL FLOOR, WALL AND CEILING MATERIALS TO BE COMPLIED WITH CLAUSE C1.10 & SPEC C1.10  
 - PROVIDE MINIMUM 30% LUMINANCE CONTRAST TO IDENTIFY THE LOCATION OF ALL DOORWAYS IN ACCORDANCE WITH SECTION 13.1 OF AS1428.1-2009

KITCHEN SERVICES LEGEND	
(K1)	DUMPLING STEAMER
(K2)	450X800X900H SS BENCH WITH U/B OPEN SHELVING
(K3)	600X800X1100H DEEP FRYER - LUUS, FV-60 / 120MJ
(K4)	1200X800X1100H 8 BURNER COOKTOP - LUUS, CS-88 / 224MJ
(K5)	600X800X1100H NOODLE COOKER - LUUS, NC-60 / 78MJ
(K6)	750X800X900H SS BENCH WITH 300X400X300H INSET HAND BASIN
(K7)	1340X850X2050H 2 DOOR UPRIGHT FREEZER
(K8)	2230X700X870H 4 DOOR U/B FRIDGE
(K9)	4960X800X900H SS BENCH
(K10)	2625X700X900H SS WASH-UP BENCH WITH DOUBLE BOWL SINK
(K11)	600X800X1375H DISHWASHER WITH INTEGRATED CANOPY - WASHTECH M1C
(K12)	2610X700X900H SS PREP BENCH WITH 400X400X400H PREP SINK
(K13)	1835X700X900H SS PREP BENCH
(K14)	4960X400X1100H WALL MOUNTED O/H OPEN SHELVING
(K15)	2610X400X1100H WALL MOUNTED O/H SHELVING
(K16)	1615X400X1100H WALL MOUNTED O/H SHELVING
(K17)	2600X600X2000H FREE STANDING SHELVING
(K18)	1350X600X2000H FREE STANDING SHELVING
(K19)	1550X600X900H FREE STANDING CHEST FREEZER
(B1)	2230X700X870H 4 DOOR U/B FRIDGE
(B2)	1200X700X870H 2 DOOR U/B FRIDGE
(B3)	1800X700X870H 3 DOOR U/B FREEZER
(B4)	ICE MAKER - TBC
(B5)	400X400X400H SS INSET HAND BASIN
(B6)	WALL MOUNTED BOILING WATER UNIT
FINISHED LEGEND	
(BR)	SAND BLASTED EXPOSED BRICK FACE - SEALED AND CLEAR COATED
(FB)	VINTAGE PATTERN FABRIC UPHOLSTERY
(G1)	CLEAR TOUGHENED GLASS
(G2)	REDED GLASS
(G3)	GLASS MIRROR
(L1)	BLACK LEATHER
(L2)	RED LEATHER
(ML)	BLACK MELAMINE
(M1)	CEASARSTONE MARBLE SLAB - TURBINE GREY '6313' POLISHED FINISH
(PC)	PLASTER CONCERTE STUCCO RENDER
(P1)	WHITE PAINTED - DULUX 'WHISPER WHITE' P11F2
(P2)	BLACK PAINTED - DULUX 'PURE ZEAL' P11F9
(P3)	RED PAINTED - DULUX 'EYE OF NEWT' P81E1
(P4)	DARK GREEN PAINTED - DULUX 'LILY PAD' P25B6
(P5)	LIGHT GREEN PAINTED - DULUX 'PALE SPRING' P19D3
(R1)	OPEN WEAVE RATTAN WEBBING - NATURAL FINISH
(SS)	STAINLESS STEEL
(S1)	BRUSHED BRASS PLATE
(T1)	200X200MM CHARCOAL NON-SLIP KITCHEN FLOOR TILES WITH COVING TILES
(T2)	200X200MM REPRODUCTION PATTERN FLOOR TILES
(T3)	200X200MM REPRODUCTION GREEN FLOOR TILES
(T4)	25X25MM MATT BLACK FLOOR MOSAIC TILES
(T5)	100X100MM OCTAGONAL MOSAIC TILES
(T6)	200X200MM BEIGE SQUARE WALL TILES
(T7)	200X200MM GREEN WALL TILES
(T8)	300X300MM WHITE GLOSS KITCHEN WALL TILES
(F1)	14X180MM ENGINEERED TIMBER FLOORING - HAWWOOD, 'MATISSE' HW2146
(F2)	AMERICAN OAK TIMBER, WALNUT STAINED, POLYURETHANE FINISHED
(F3)	RED PAINTED TIMBER PANEL - DULUX 'EYE OF NEWT' P81E1
(F4)	DARK GREEN PAINTED TIMBER - DULUX 'LILY PAD' P25B6
(V1)	VINYL GRAPHIC WALLPAPER

**THE CALABUR**  
 architecture - interior - branding  
 501/172 Riley street  
 Darlinghurst NSW 2010  
 t. +61 2 9188 5072 m. +61 4 3244 9215  
 www.thecalabur.com.au

NOTE  
 - This drawing has been produced to illustrate design intent. All shop drawings are to be submitted to and sanctioned by The Calabur prior to manufacture or construction.  
 - All works to be in accordance with the Building Code of Australia, Australian standards, statutory regulations and local authority requirements.  
 - Do not scale this drawing. All dimensions to be verified on site prior to construction. Any inconsistencies to be reported to The Calabur immediately. If in doubt, please ask The Calabur for clarification.  
 - Any variation from these drawings requires written approval from The Calabur.  
 - Contractor to liaise with third party suppliers to confirm exact requirements.  
 - Copyright © THE CALABUR. This drawing is the property of THE CALABUR, design and copyright are reserved by them. The drawing is issued upon condition it is not copied, refined or disclosed to any unauthorised person, either wholly or in part without the prior consent in writing of THE CALABUR. All right reserved.

PROJECT  
**CAPELLA CAFE AND BAR**  
 13 BALLARAT STREET, YARRAVILLE, VIC 3013

REV.	DESCRIPTION	DATE	BY
A	ISSUE FOR DESIGN APPROVAL	27.11.24	BV

ISSUED FOR DESIGN APPROVAL

DRAWING TITLE  
**INTERNAL SECTION 09 / 10**

DRAWN BY  
**BV**

CHECKED BY  
**BV**

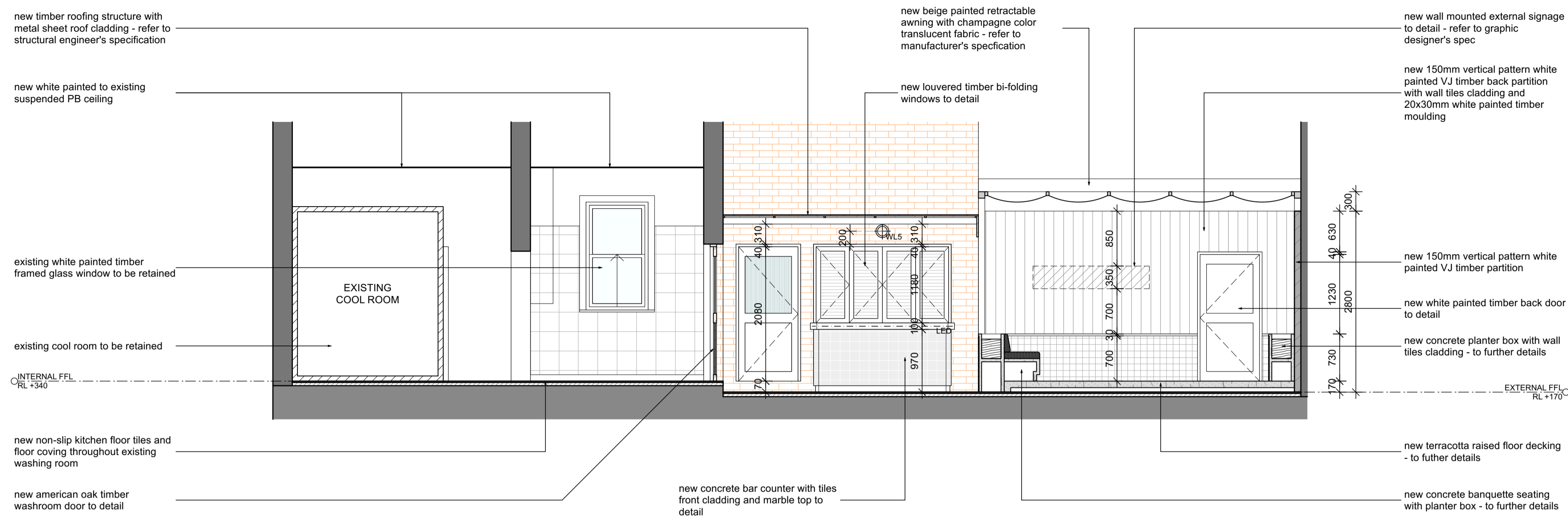
DATE  
**27.11.2024**

SCALE  
**1:50 @ A1**

JOB NO.  
**152-2024**

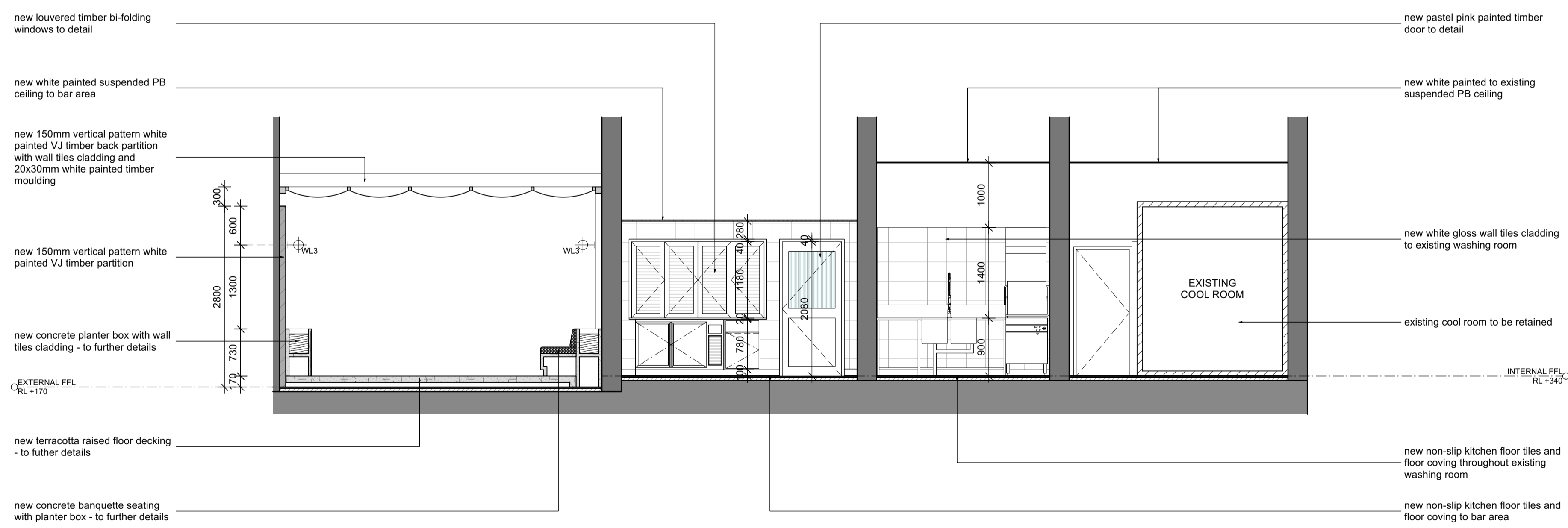
DRAWING NO.  
**ID-2005**





01 Section 11  
CAPELLA CAFE & BAR, YARRAVILLE 1:50

NOTE:  
 - ALL MEASUREMENTS TO CONFIRM ON SITE  
 - ALL PROVIDED SERVICES LOCATION TO CONFIRM ON SITE  
 - COOLROOM IS TO COMPLY WITH BCA CLAUSE G1.2  
 - KITCHEN WALL TO BE SOLID CONSTRUCTION  
 - TO BE COMPLIED WITH THE DISABILITY STANDARDS 2010  
 - ALL GLAZING AND GLAZING ASSEMBLIES TO BE SELECTED AND INSTALLED IN ACCORDANCE WITH AS1288 AND / OR AS2047  
 - ALL FLOOR, WALL AND CEILING MATERIALS TO BE COMPLIED WITH CLAUSE C1.10 & SPEC C1.10  
 - PROVIDE MINIMUM 30% LUMINANCE CONTRAST TO IDENTIFY THE LOCATION OF ALL DOORWAYS IN ACCORDANCE WITH SECTION 13.1 OF AS1428.1-2009



02 Section 12  
CAPELLA CAFE & BAR, YARRAVILLE 1:50

NOTE:  
 - ALL MEASUREMENTS TO CONFIRM ON SITE  
 - ALL PROVIDED SERVICES LOCATION TO CONFIRM ON SITE  
 - COOLROOM IS TO COMPLY WITH BCA CLAUSE G1.2  
 - KITCHEN WALL TO BE SOLID CONSTRUCTION  
 - TO BE COMPLIED WITH THE DISABILITY STANDARDS 2010  
 - ALL GLAZING AND GLAZING ASSEMBLIES TO BE SELECTED AND INSTALLED IN ACCORDANCE WITH AS1288 AND / OR AS2047  
 - ALL FLOOR, WALL AND CEILING MATERIALS TO BE COMPLIED WITH CLAUSE C1.10 & SPEC C1.10  
 - PROVIDE MINIMUM 30% LUMINANCE CONTRAST TO IDENTIFY THE LOCATION OF ALL DOORWAYS IN ACCORDANCE WITH SECTION 13.1 OF AS1428.1-2009

KITCHEN SERVICES LEGEND	
(K1)	DUMPLING STEAMER
(K2)	450X800X900H SS BENCH WITH U/B OPEN SHELVING
(K3)	600X800X1100H DEEP FRYER - LUUS, FV-60 / 120MJ
(K4)	1200X800X1100H 8 BURNER COOKTOP - LUUS, CS-8B / 224MJ
(K5)	600X800X1100H NOODLE COOKER - LUUS, NC-60 / 78MJ
(K6)	750X800X900H SS BENCH WITH 300X400X300H INSET HAND BASIN
(K7)	1340X850X2050H 2 DOOR UPRIGHT FREEZER
(K8)	2230X700X870H 4 DOOR U/B FRIDGE
(K9)	4960X800X900H SS BENCH
(K10)	2625X700X900H SS WASH-UP BENCH WITH DOUBLE BOWL SINK
(K11)	600X800X1375H DISH WASHER WITH INTEGRATED CANOPY - WASHTECH M1C
(K12)	2610X700X900H SS PREP BENCH WITH 400X400X400H PREP SINK
(K13)	1835X700X900H SS PREP BENCH
(K14)	4960X400X1100H WALL MOUNTED O/H OPEN SHELVING
(K15)	2610X400X1100H WALL MOUNTED O/H SHELVING
(K16)	1615X400X1100H WALL MOUNTED O/H SHELVING
(K17)	2600X600X2000H FREE STANDING SHELVING
(K18)	1350X600X2000H FREE STANDING SHELVING
(K19)	1550X600X900H FREE STANDING CHEST FREEZER
(B1)	2230X700X870H 4 DOOR U/B FRIDGE
(B2)	1200X700X870H 2 DOOR U/B FRIDGE
(B3)	1800X700X870H 3 DOOR U/B FREEZER
(B4)	ICE MAKER - TBC
(B5)	400X400X400H SS INSET HAND BASIN
(B6)	WALL MOUNTED BOILING WATER UNIT
FINISHED LEGEND	
(BR)	SAND BLASTED EXPOSED BRICK FACE - SEALED AND CLEAR COATED
(FB)	VINTAGE PATTERN FABRIC UPHOLSTERY
(G1)	CLEAR TOUGHENED GLASS
(G2)	REDED GLASS
(G3)	GLASS MIRROR
(L1)	BLACK LEATHER
(L2)	RED LEATHER
(ML)	BLACK MELAMINE
(M1)	CEASARSTONE MARBLE SLAB - TURBINE GREY '6313' POLISHED FINISH
(PC)	PLASTER CONCERTE STUCCO RENDER
(P1)	WHITE PAINTED - DULUX 'WHISPER WHITE' P11F2
(P2)	BLACK PAINTED - DULUX 'PURE ZEAL' P11F9
(P3)	RED PAINTED - DULUX 'EYE OF NEWT' P81E1
(P4)	DARK GREEN PAINTED - DULUX 'LILY PAD' P25B6
(P5)	LIGHT GREEN PAINTED - DULUX 'PALE SPRING' P19D3
(R1)	OPEN WEAVE RATTAN WEBBING - NATURAL FINISH
(SS)	STAINLESS STEEL
(S1)	BRUSHED BRASS PLATE
(T1)	200X200MM CHARCOAL NON-SLIP KITCHEN FLOOR TILES WITH COVING
(T2)	200X200MM REPRODUCTION PATTERN FLOOR TILES
(T3)	200X200MM REPRODUCTION GREEN FLOOR TILES
(T4)	25X25MM MATT BLACK FLOOR MOSAIC TILES
(T5)	100X100MM OCTAGONAL MOSAIC TILES
(T6)	200X200MM BEIGE SQUARE WALL TILES
(T7)	200X200MM GREEN WALL TILES
(T8)	300X300MM WHITE GLOSS KITCHEN WALL TILES
(FB1)	14X180MM ENGINEERED TIMBER FLOORING - HAWWOOD, 'MATISSE' HW2146
(FB2)	AMERICAN OAK TIMBER, WALNUT STAINED, POLYURETHANE FINISHED
(FB3)	RED PAINTED TIMBER PANEL - DULUX 'EYE OF NEWT' P81E1
(FB4)	DARK GREEN PAINTED TIMBER - DULUX 'LILY PAD' P25B6
(V1)	VINYL GRAPHIC WALLPAPER

**THE CALABUR**  
 architecture - interior - branding  
 501/172 Riley street  
 Darlinghurst NSW 2010  
 t. +61 2 9188 5072 m. +61 4 3244 9215  
 www.thecalabur.com.au

NOTE:  
 - This drawing has been produced to illustrate design intent. All shop drawings are to be submitted to and sanctioned by The Calabur prior to manufacture or construction.  
 - All works to be in accordance with the Building Code of Australia, Australian standards, statutory regulations and local authority requirements.  
 - Do not scale this drawing. All dimensions to be verified on site prior to construction. Any inconsistencies to be reported to The Calabur immediately. If in doubt, please ask The Calabur for clarification.  
 - Any variation from these drawings requires written approval from The Calabur.  
 - Contractor to liaise with third party suppliers to confirm exact requirements.  
 - Copyright © THE CALABUR. This drawing is the property of THE CALABUR, design and copyright are reserved by them. The drawing is issued upon condition it is not copied, refined or disclosed to any unauthorised person, either wholly or in part without the prior consent in writing of THE CALABUR. All right reserved.

**PROJECT**  
**CAPELLA CAFE AND BAR**  
 13 BALLARAT STREET, YARRAVILLE, VIC 3013

REV.	DESCRIPTION	DATE	BY
A	ISSUE FOR DESIGN APPROVAL	27.11.24	BV

ISSUED FOR DESIGN APPROVAL

DRAWING TITLE  
**INTERNAL SECTION 11 / 12**

DRAWN BY  
**BV**

CHECKED BY  
**BV**

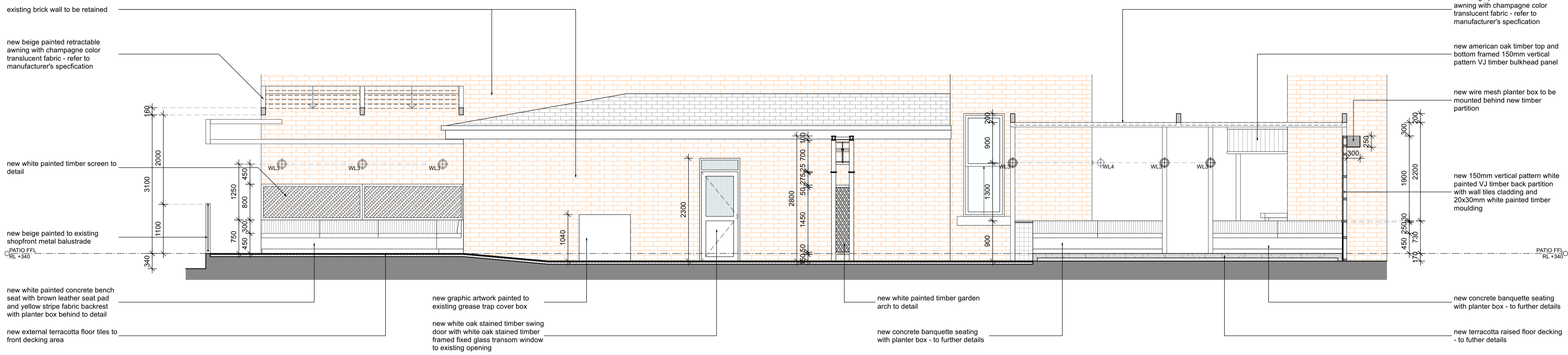
DATE  
**27.11.2024**

SCALE  
**1:50 @ A1**

JOB NO.  
**152-2024**

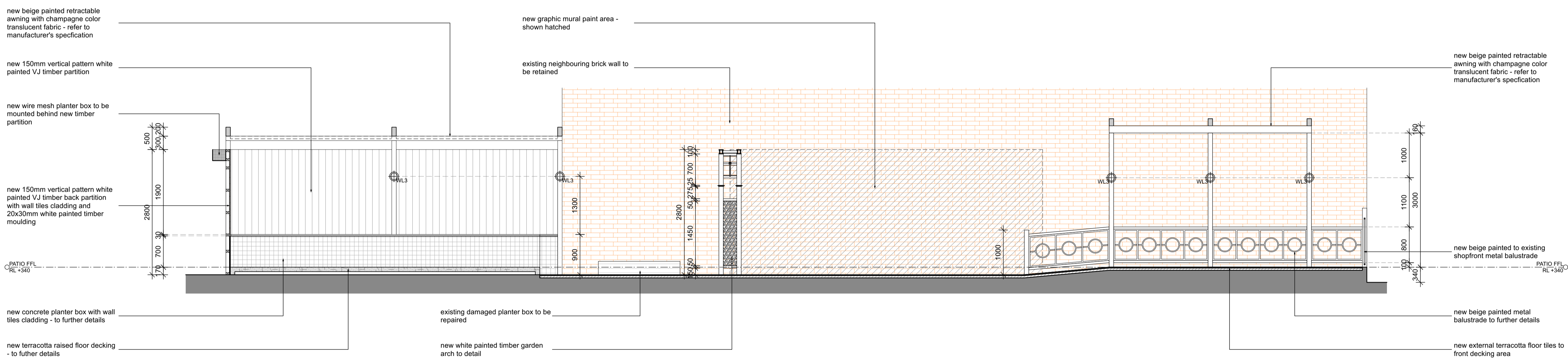
DRAWING NO.  
**ID-2006**





01 Section 13  
CAPELLA CAFE & BAR, YARRAVILLE 1:50

NOTE:  
 - ALL MEASUREMENTS TO CONFIRM ON SITE  
 - ALL PROVIDED SERVICES LOCATION TO CONFIRM ON SITE  
 - COOLROOM IS TO COMPLY WITH BCA CLAUSE G1.2  
 - KITCHEN WALL TO BE SOLID CONSTRUCTION  
 - TO BE COMPLIED WITH THE DISABILITY STANDARDS 2010  
 - ALL GLAZING AND GLAZING ASSEMBLIES TO BE SELECTED AND INSTALLED IN ACCORDANCE WITH AS1288 AND / OR AS2047  
 - ALL FLOOR, WALL AND CEILING MATERIALS TO BE COMPLIED WITH CLAUSE C1.10 & SPEC C1.10  
 - PROVIDE MINIMUM 30% LUMINANCE CONTRAST TO IDENTIFY THE LOCATION OF ALL DOORWAYS IN ACCORDANCE WITH SECTION 13.1 OF AS1428.1-2009



02 Section 14  
CAPELLA CAFE & BAR, YARRAVILLE 1:50

NOTE:  
 - ALL MEASUREMENTS TO CONFIRM ON SITE  
 - ALL PROVIDED SERVICES LOCATION TO CONFIRM ON SITE  
 - COOLROOM IS TO COMPLY WITH BCA CLAUSE G1.2  
 - KITCHEN WALL TO BE SOLID CONSTRUCTION  
 - TO BE COMPLIED WITH THE DISABILITY STANDARDS 2010  
 - ALL GLAZING AND GLAZING ASSEMBLIES TO BE SELECTED AND INSTALLED IN ACCORDANCE WITH AS1288 AND / OR AS2047  
 - ALL FLOOR, WALL AND CEILING MATERIALS TO BE COMPLIED WITH CLAUSE C1.10 & SPEC C1.10  
 - PROVIDE MINIMUM 30% LUMINANCE CONTRAST TO IDENTIFY THE LOCATION OF ALL DOORWAYS IN ACCORDANCE WITH SECTION 13.1 OF AS1428.1-2009

KITCHEN SERVICES LEGEND	
(K1)	DUMPLING STEAMER
(K2)	450X800X900H SS BENCH WITH U/B OPEN SHELVING
(K3)	600X800X1100H DEEP FRYER - LUUS, FV-60 / 120MJ
(K4)	1200X800X1100H 8 BURNER COOKTOP - LUUS, CS-88 / 224MJ
(K5)	600X800X1100H NOODLE COOKER - LUUS, NC-60 / 78MJ
(K6)	750X800X900H SS BENCH WITH 300X400X300H INSET HAND BASIN
(K7)	1340X850X2050H 2 DOOR UPRIGHT FREEZER
(K8)	2230X700X870H 4 DOOR U/B FRIDGE
(K9)	4960X800X900H SS BENCH
(K10)	2625X700X900H SS WASH-UP BENCH WITH DOUBLE BOWL SINK
(K11)	600X800X1375H DISH WASHER WITH INTEGRATED CANOPY - WASHTECH M1C
(K12)	2610X700X900H SS PREP BENCH WITH 400X400X400H PREP SINK
(K13)	1835X700X900H SS PREP BENCH
(K14)	4960X400X1100H WALL MOUNTED O/H OPEN SHELVING
(K15)	2610X400X1100H WALL MOUNTED O/H SHELVING
(K16)	1615X400X1100H WALL MOUNTED O/H SHELVING
(K17)	2600X600X2000H FREE STANDING SHELVING
(K18)	1350X600X2000H FREE STANDING SHELVING
(K19)	1550X600X900H FREE STANDING CHEST FREEZER
(B1)	2230X700X870H 4 DOOR U/B FRIDGE
(B2)	1200X700X870H 2 DOOR U/B FRIDGE
(B3)	1800X700X870H 3 DOOR U/B FREEZER
(B4)	ICE MAKER - TBC
(B5)	400X400X400H SS INSET HAND BASIN
(B6)	WALL MOUNTED BOILING WATER UNIT
FINISHED LEGEND	
(BR)	SAND BLASTED EXPOSED BRICK FACE - SEALED AND CLEAR COATED
(FB)	VINTAGE PATTERN FABRIC UPHOLSTERY
(G1)	CLEAR TOUGHENED GLASS
(G2)	REEDED GLASS
(G3)	GLASS MIRROR
(L1)	BLACK LEATHER
(L2)	RED LEATHER
(ML)	BLACK MELAMINE
(M1)	CEASARSTONE MARBLE SLAB - TURBINE GREY '6313' POLISHED FINISH
(PC)	PLASTER CONCRETE STUCCO RENDER
(P1)	WHITE PAINTED - DULUX 'WHISPER WHITE' P11F2
(P2)	BLACK PAINTED - DULUX 'PURE ZEAL' P11F3
(P3)	RED PAINTED - DULUX 'EYE OF NEWT' P81E1
(P4)	DARK GREEN PAINTED - DULUX 'LILY PAD' P25B6
(P5)	LIGHT GREEN PAINTED - DULUX 'PALE SPRING' P19D3
(R1)	OPEN WEAVE RATTAN WEBBING - NATURAL FINISH
(SS)	STAINLESS STEEL
(S1)	BRUSHED BRASS PLATE
(T1)	200X200MM CHARCOAL NON-SLIP KITCHEN FLOOR TILES WITH COVING
(T2)	200X200MM REPRODUCTION PATTERN FLOOR TILES
(T3)	200X200MM REPRODUCTION GREEN FLOOR TILES
(T4)	25X25MM MATT BLACK FLOOR MOSAIC TILES
(T5)	100X100MM OCTAGONAL MOSAIC TILES
(T6)	200X200MM BEIGE SQUARE WALL TILES
(T7)	200X200MM GREEN WALL TILES
(T8)	300X300MM WHITE GLOSS KITCHEN WALL TILES
(FB1)	14x180MM ENGINEERED TIMBER FLOORING - HAWWOOD, 'MATISSE' HW2146
(FB2)	AMERICAN OAK TIMBER, WALNUT STAINED, POLYURETHANE FINISHED
(FB3)	RED PAINTED TIMBER PANEL - DULUX 'EYE OF NEWT' P81E1
(FB4)	DARK GREEN PAINTED TIMBER - DULUX 'LILY PAD' P25B6
(V1)	VINYL GRAPHIC WALLPAPER

**THE CALABUR**  
 architecture - interior - branding  
 501/172 Riley street  
 Darlinghurst NSW 2010  
 t. +61 2 9188 5072 m. +61 4 3244 9215  
 www.thecalabur.com.au

NOTE  
 - This drawing has been produced to illustrate design intent. All shop drawings are to be submitted to and sanctioned by The Calabur prior to manufacture or construction.  
 - All works to be in accordance with the Building Code of Australia, Australian standards, statutory regulations and local authority requirements.  
 - Do not scale this drawing. All dimensions to be verified on site prior to construction. Any inconsistencies to be reported to The Calabur immediately. If in doubt, please ask The Calabur for clarification.  
 - Any variation from these drawings requires written approval from The Calabur.  
 - Contractor to liaise with third party suppliers to confirm exact requirements.  
 - Copyright © THE CALABUR. This drawing is the property of THE CALABUR, design and copyright are reserved by them. The drawing is issued upon condition it is not copied, refined or disclosed to any unauthorised person, either wholly or in part without the prior consent in writing of THE CALABUR. All rights reserved.

PROJECT  
**CAPELLA CAFE AND BAR**  
 13 BALLARAT STREET, YARRAVILLE, VIC 3013

REV.	DESCRIPTION	DATE	BY
A	ISSUE FOR DESIGN APPROVAL	27.11.24	BV

ISSUED FOR DESIGN APPROVAL

DRAWING TITLE  
**INTERNAL SECTION 13 / 14**

DRAWN BY  
**BV**

CHECKED BY  
**BV**

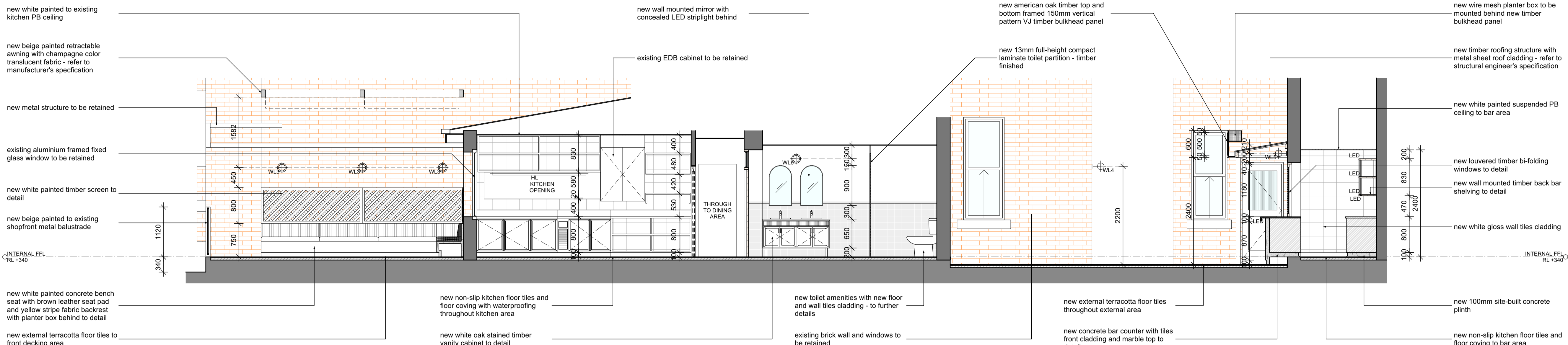
DATE  
**27.11.2024**

SCALE  
**1:50 @ A1**

JOB NO.  
**152-2024**

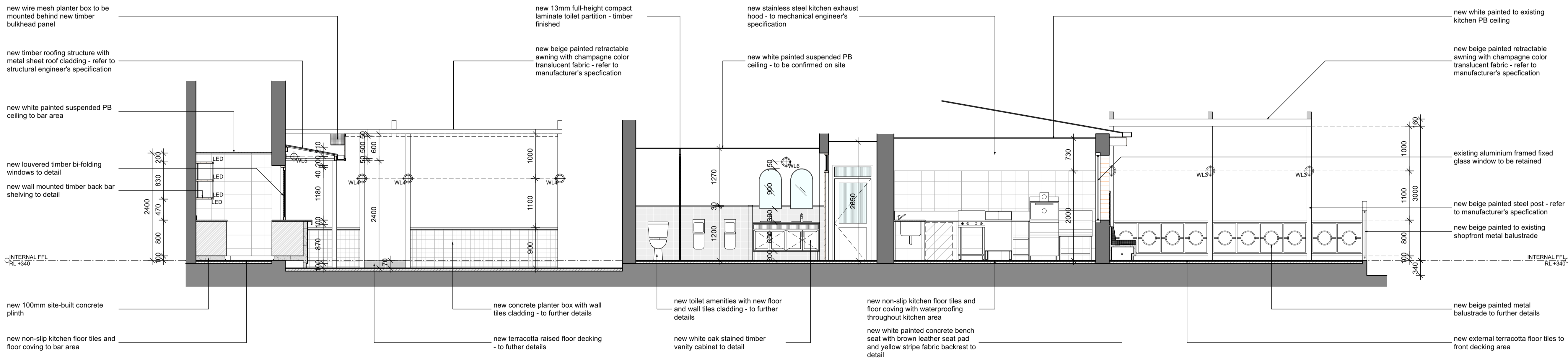
DRAWING NO.  
**ID-2007**





01 Section 15  
CAPELLA CAFE & BAR, YARRAVILLE 1:50

NOTE:  
 - ALL MEASUREMENTS TO CONFIRM ON SITE  
 - ALL PROVIDED SERVICES LOCATION TO CONFIRM ON SITE  
 - COOLROOM IS TO COMPLY WITH BCA CLAUSE G1.2  
 - KITCHEN WALL TO BE SOLID CONSTRUCTION  
 - TO BE COMPLIED WITH THE DISABILITY STANDARDS 2010  
 - ALL GLAZING AND GLAZING ASSEMBLIES TO BE SELECTED AND INSTALLED IN ACCORDANCE WITH AS1288 AND / OR AS2047  
 - ALL FLOOR, WALL AND CEILING MATERIALS TO BE COMPLIED WITH CLAUSE C1.10 & SPEC C1.10  
 - PROVIDE MINIMUM 30% LUMINANCE CONTRAST TO IDENTIFY THE LOCATION OF ALL DOORWAYS IN ACCORDANCE WITH SECTION 13.1 OF AS1428.1-2009



02 Section 16  
CAPELLA CAFE & BAR, YARRAVILLE 1:50

NOTE:  
 - ALL MEASUREMENTS TO CONFIRM ON SITE  
 - ALL PROVIDED SERVICES LOCATION TO CONFIRM ON SITE  
 - COOLROOM IS TO COMPLY WITH BCA CLAUSE G1.2  
 - KITCHEN WALL TO BE SOLID CONSTRUCTION  
 - TO BE COMPLIED WITH THE DISABILITY STANDARDS 2010  
 - ALL GLAZING AND GLAZING ASSEMBLIES TO BE SELECTED AND INSTALLED IN ACCORDANCE WITH AS1288 AND / OR AS2047  
 - ALL FLOOR, WALL AND CEILING MATERIALS TO BE COMPLIED WITH CLAUSE C1.10 & SPEC C1.10  
 - PROVIDE MINIMUM 30% LUMINANCE CONTRAST TO IDENTIFY THE LOCATION OF ALL DOORWAYS IN ACCORDANCE WITH SECTION 13.1 OF AS1428.1-2009

KITCHEN SERVICES LEGEND	
(K1)	DUMPLING STEAMER
(K2)	450X800X900H SS BENCH WITH U/B OPEN SHELVING
(K3)	600X800X1100H DEEP FRYER - LUUS, FV-60 / 120MJ
(K4)	1200X800X1100H 8 BURNER COOKTOP - LUUS, CS-88 / 224MJ
(K5)	600X800X1100H NOODLE COOKER - LUUS, NC-60 / 78MJ
(K6)	750X800X900H SS BENCH WITH 300X400X300H INSET HAND BASIN
(K7)	1340X850X2050H 2 DOOR UPRIGHT FREEZER
(K8)	2230X700X870H 4 DOOR U/B FRIDGE
(K9)	4960X800X900H SS BENCH
(K10)	2625X700X900H SS WASH-UP BENCH WITH DOUBLE BOWL SINK
(K11)	600X800X1375H DISH WASHER WITH INTEGRATED CANOPY - WASHTECH M1C
(K12)	2610X700X900H SS PREP BENCH WITH 400X400X400H PREP SINK
(K13)	1835X700X900H SS PREP BENCH
(K14)	4960X400X1100H WALL MOUNTED O/H OPEN SHELVING
(K15)	2610X400X1100H WALL MOUNTED O/H SHELVING
(K16)	1615X400X1100H WALL MOUNTED O/H SHELVING
(K17)	2600X600X2000H FREE STANDING SHELVING
(K18)	1350X600X2000H FREE STANDING SHELVING
(K19)	1550X600X900H FREE STANDING CHEST FREEZER
(B1)	2230X700X870H 4 DOOR U/B FRIDGE
(B2)	1200X700X870H 2 DOOR U/B FRIDGE
(B3)	1800X700X870H 3 DOOR U/B FREEZER
(B4)	ICE MAKER - TBC
(B5)	400X400X400H SS INSET HAND BASIN
(B6)	WALL MOUNTED BOILING WATER UNIT
FINISHED LEGEND	
(BR)	SAND BLASTED EXPOSED BRICK FACE - SEALED AND CLEAR COATED
(FB)	VINTAGE PATTERN FABRIC UPHOLSTERY
(G1)	CLEAR TONGUED GLASS
(G2)	REVEED GLASS
(G3)	GLASS MIRROR
(L1)	BLACK LEATHER
(L2)	RED LEATHER
(ML)	BLACK MELAMINE
(M1)	CEASARSTONE MARBLE SLAB - TURBINE GREY '6313' POLISHED FINISH
(PC)	PLASTER CONCRETE STUCCO RENDER
(P1)	WHITE PAINTED - DULUX 'WHISPER WHITE' PNF12
(P2)	BLACK PAINTED - DULUX 'PURE ZEAL' PNF19
(P3)	RED PAINTED - DULUX 'EYE OF NEWT' PB1E1
(P4)	DARK GREEN PAINTED - DULUX 'LILY PAD' P2586
(P5)	LIGHT GREEN PAINTED - DULUX 'PALE SPRING' P1903
(R1)	OPEN WEAVE RATTAN WEBBING - NATURAL FINISH
(SS)	STAINLESS STEEL
(S1)	BRUSHED BRASS PLATE
(T1)	200X200MM CHARCOAL NON-SLIP KITCHEN FLOOR TILES WITH COVING
(T2)	200X200MM REPRODUCTION PATTERN FLOOR TILES
(T3)	200X200MM REPRODUCTION GREEN FLOOR TILES
(T4)	25X25MM MATT BLACK FLOOR MOSAIC TILES
(T5)	100X100MM OCTAGONAL MOSAIC TILES
(T6)	200X200MM BEIGE SQUARE WALL TILES
(T7)	200X200MM GREEN WALL TILES
(T8)	300X300MM WHITE GLOSS KITCHEN WALL TILES
(F1)	14X180MM ENGINEERED TIMBER FLOORING - HAWWOOD, 'MATISSE' HW2146
(F2)	AMERICAN OAK TIMBER, WALNUT STAINED, POLYURETHANE FINISHED
(F3)	RED PAINTED TIMBER PANEL - DULUX 'EYE OF NEWT' PB1E1
(F4)	DARK GREEN PAINTED TIMBER - DULUX 'LILY PAD' P2586
(V1)	VINYL GRAPHIC WALLPAPER

**THE CALABUR**  
 architecture - interior - branding  
 501/172 Riley street  
 Darlinghurst NSW 2010  
 t. +61 2 9188 5072 m. +61 4 3244 9215  
 www.thecalabur.com.au

NOTE  
 - This drawing has been produced to illustrate design intent. All shop drawings are to be submitted to and sanctioned by The Calabur prior to manufacture or construction.  
 - All works to be in accordance with the Building Code of Australia, Australian standards, statutory regulations and local authority requirements.  
 - Do not scale this drawing. All dimensions to be verified on site prior to construction. Any discrepancies to be reported to The Calabur immediately. If in doubt, please ask The Calabur for clarification.  
 - Any variation from these drawings requires written approval from The Calabur.  
 - Contractor to liaise with third party suppliers to confirm exact requirements.  
 - Copyright © THE CALABUR. This drawing is the property of THE CALABUR. design and copyright are reserved by them. The drawing is issued upon condition it is not copied, refined or disclosed to any unauthorised person, either wholly or in part without the prior consent in writing of THE CALABUR. All right reserved.

**PROJECT**  
**CAPELLA CAFE AND BAR**  
 13 BALLARAT STREET, YARRAVILLE, VIC 3013

REV.	DESCRIPTION	DATE	BY
A	ISSUE FOR DESIGN APPROVAL	27.11.24	BV

ISSUED FOR DESIGN APPROVAL

DRAWING TITLE  
**INTERNAL SECTION 15 / 16**

DRAWN BY  
**BV**

CHECKED BY  
**BV**

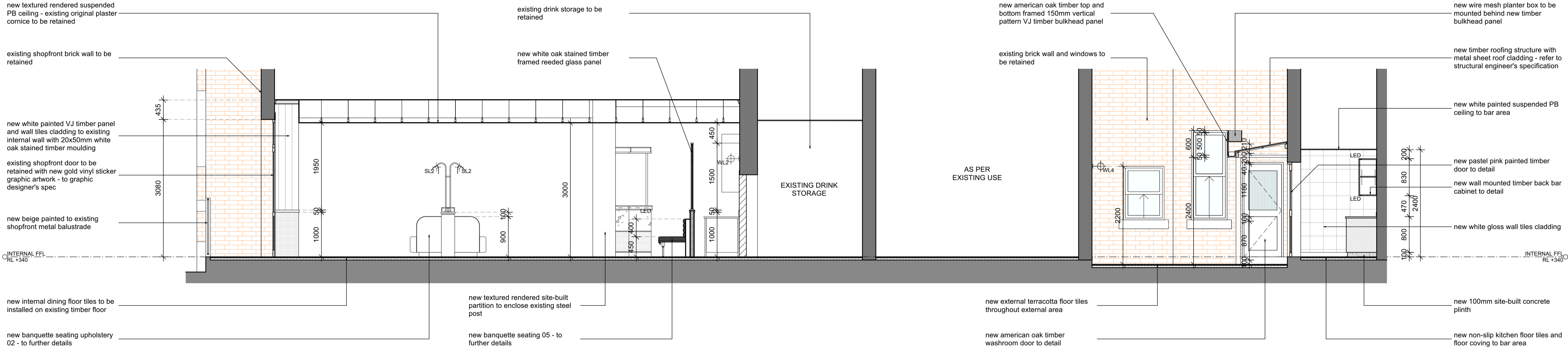
DATE  
**27.11.2024**

SCALE  
**1:50 @ A1**

JOB NO.  
**152-2024**

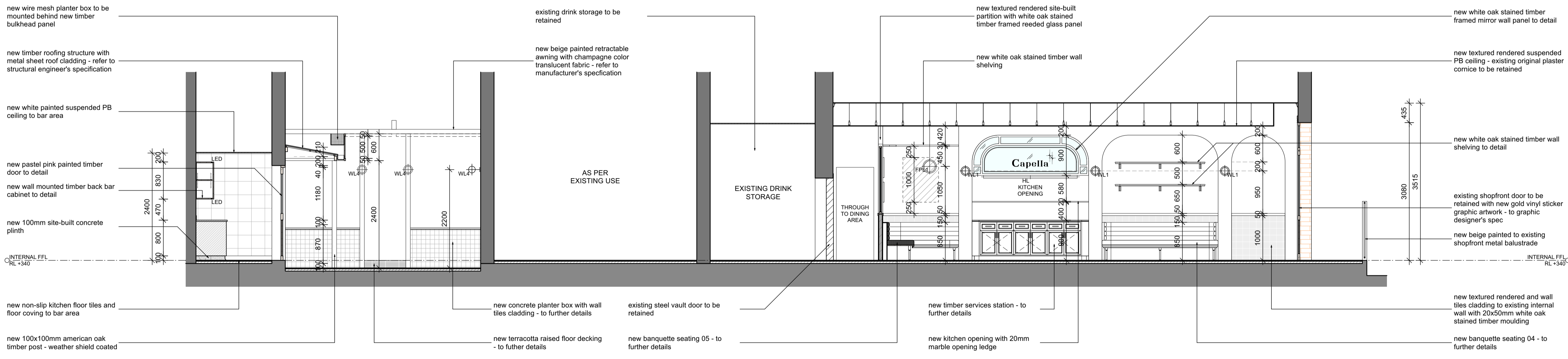
DRAWING NO.  
**ID-2008**





01 Section 17  
CAPELLA CAFE & BAR, YARRAVILLE 1:50

NOTE:  
 - ALL MEASUREMENTS TO CONFIRM ON SITE  
 - ALL PROVIDED SERVICES LOCATION TO CONFIRM ON SITE  
 - COOLROOM IS TO COMPLY WITH BCA CLAUSE G1.2  
 - KITCHEN WALL TO BE SOLID CONSTRUCTION  
 - TO BE COMPLIED WITH THE DISABILITY STANDARDS 2010  
 - ALL GLAZING AND GLAZING ASSEMBLIES TO BE SELECTED AND INSTALLED IN ACCORDANCE WITH AS1288 AND / OR AS2047  
 - ALL FLOOR, WALL AND CEILING MATERIALS TO BE COMPLIED WITH CLAUSE C1.10 & SPEC C1.10  
 - PROVIDE MINIMUM 30% LUMINANCE CONTRAST TO IDENTIFY THE LOCATION OF ALL DOORWAYS IN ACCORDANCE WITH SECTION 13.1 OF AS1428.1-2009



02 Section 18  
CAPELLA CAFE & BAR, YARRAVILLE 1:50

NOTE:  
 - ALL MEASUREMENTS TO CONFIRM ON SITE  
 - ALL PROVIDED SERVICES LOCATION TO CONFIRM ON SITE  
 - COOLROOM IS TO COMPLY WITH BCA CLAUSE G1.2  
 - KITCHEN WALL TO BE SOLID CONSTRUCTION  
 - TO BE COMPLIED WITH THE DISABILITY STANDARDS 2010  
 - ALL GLAZING AND GLAZING ASSEMBLIES TO BE SELECTED AND INSTALLED IN ACCORDANCE WITH AS1288 AND / OR AS2047  
 - ALL FLOOR, WALL AND CEILING MATERIALS TO BE COMPLIED WITH CLAUSE C1.10 & SPEC C1.10  
 - PROVIDE MINIMUM 30% LUMINANCE CONTRAST TO IDENTIFY THE LOCATION OF ALL DOORWAYS IN ACCORDANCE WITH SECTION 13.1 OF AS1428.1-2009

KITCHEN SERVICES LEGEND	
(K1)	DUMPLING STEAMER
(K2)	450X800X900H SS BENCH WITH U/B OPEN SHELVING
(K3)	600X800X1100H DEEP FRYER - LUUS, FV-60 / 120MJ
(K4)	1200X800X1100H 8 BURNER COOKTOP - LUUS, CS-88 / 224MJ
(K5)	600X800X1100H NOODLE COOKER - LUUS, NC-60 / 78MJ
(K6)	750X800X900H SS BENCH WITH 300X400X300H INSET HAND BASIN
(K7)	1340X850X2050H 2 DOOR UPRIGHT FREEZER
(K8)	2230X700X870H 4 DOOR U/B FRIDGE
(K9)	4960X800X900H SS BENCH
(K10)	2625X700X900H SS WASH-UP BENCH WITH DOUBLE BOWL SINK
(K11)	600X600X1375H DISH WASHER WITH INTEGRATED CANOPY - WASHTECH M1C
(K12)	2610X700X900H SS PREP BENCH WITH 400X400X400H PREP SINK
(K13)	1835X700X900H SS PREP BENCH
(K14)	4960X400X1100H WALL MOUNTED O/H OPEN SHELVING
(K15)	2610X400X1100H WALL MOUNTED O/H SHELVING
(K16)	1615X400X1100H WALL MOUNTED O/H SHELVING
(K17)	2600X600X2000H FREE STANDING SHELVING
(K18)	1350X600X2000H FREE STANDING SHELVING
(K19)	1550X600X900H FREE STANDING CHEST FREEZER
(B1)	2230X700X870H 4 DOOR U/B FRIDGE
(B2)	1200X700X870H 2 DOOR U/B FRIDGE
(B3)	1800X700X870H 3 DOOR U/B FREEZER
(B4)	ICE MAKER - TBC
(B5)	400X400X400H SS INSET HAND BASIN
(B6)	WALL MOUNTED BOILING WATER UNIT
FINISHED LEGEND	
(BR)	SAND BLASTED EXPOSED BRICK FACE - SEALED AND CLEAR COATED
(FB)	VINTAGE PATTERN FABRIC UPHOLSTERY
(G1)	CLEAR TOUGHENED GLASS
(G2)	REDEED GLASS
(G3)	GLASS MIRROR
(L1)	BLACK LEATHER
(L2)	RED LEATHER
(ML)	BLACK MELAMINE
(M1)	CEASARSTONE MARBLE SLAB - TURBINE GREY '6313' POLISHED FINISH
(PC)	PLASTER CONCRETE STUCCO RENDER
(P1)	WHITE PAINTED - DULUX 'WHISPER WHITE' PM1F2
(P2)	BLACK PAINTED - DULUX 'PURE ZEAL' PH1F9
(P3)	RED PAINTED - DULUX 'EYE OF NEWT' PB1E1
(P4)	DARK GREEN PAINTED - DULUX 'LILY PAD' P25B6
(P5)	LIGHT GREEN PAINTED - DULUX 'PALE SPRING' P19D3
(R1)	OPEN WEAVE RATTAN WEBBING - NATURAL FINISH
(SS)	STAINLESS STEEL
(S1)	BRUSHED BRASS PLATE
(T1)	200X200MM CHARCOAL NON-SLIP KITCHEN FLOOR TILES WITH COVING
(T2)	200X200MM REPRODUCTION PATTERN FLOOR TILES
(T3)	200X200MM REPRODUCTION GREEN FLOOR TILES
(T4)	25X25MM MATT BLACK FLOOR MOSAIC TILES
(T5)	100X100MM OCTAGONAL MOSAIC TILES
(T6)	200X200MM BEIGE SQUARE WALL TILES
(T7)	200X200MM GREEN WALL TILES
(T8)	300X300MM WHITE GLOSS KITCHEN WALL TILES
(F1)	14X180MM ENGINEERED TIMBER FLOORING - HAWWOOD, 'MATISSE' HW2146
(F2)	AMERICAN OAK TIMBER, WALNUT STAINED, POLYURETHANE FINISHED
(F3)	RED PAINTED TIMBER PANEL - DULUX 'EYE OF NEWT' PB1E1
(F4)	DARK GREEN PAINTED TIMBER - DULUX 'LILY PAD' P25B6
(V1)	VINYL GRAPHIC WALLPAPER

**THE CALABUR**  
 architecture - interior - branding  
 501/172 Riley street  
 Darlinghurst NSW 2010  
 t. +61 2 9188 5072 m. +61 4 3244 9215  
 www.thecalabur.com.au

NOTE:  
 - This drawing has been produced to illustrate design intent. All shop drawings are to be submitted to and sanctioned by The Calabur prior to manufacture or construction.  
 - All works to be in accordance with the Building Code of Australia, Australian standards, statutory regulations and local authority requirements.  
 - Do not scale this drawing. All dimensions to be verified on site prior to construction. Any inconsistencies to be reported to The Calabur immediately. If in doubt, please ask The Calabur for clarification.  
 - Any variation from these drawings requires written approval from The Calabur.  
 - Contractor to liaise with third party suppliers to confirm exact requirements.  
 - Copyright © THE CALABUR. This drawing is the property of THE CALABUR. design and copyright are reserved by them. The drawing is issued upon condition it is not copied, refined or disclosed to any unauthorised person, either wholly or in part without the prior consent in writing of THE CALABUR. All right reserved.

PROJECT  
**CAPELLA CAFE AND BAR**  
 13 BALLARAT STREET, YARRAVILLE, VIC 3013

REV.	DESCRIPTION	DATE	BY
A	ISSUE FOR DESIGN APPROVAL	27.11.24	BV

ISSUED FOR DESIGN APPROVAL

DRAWING TITLE  
**INTERNAL SECTION 17 / 18**

DRAWN BY  
**BV**

CHECKED BY  
**BV**

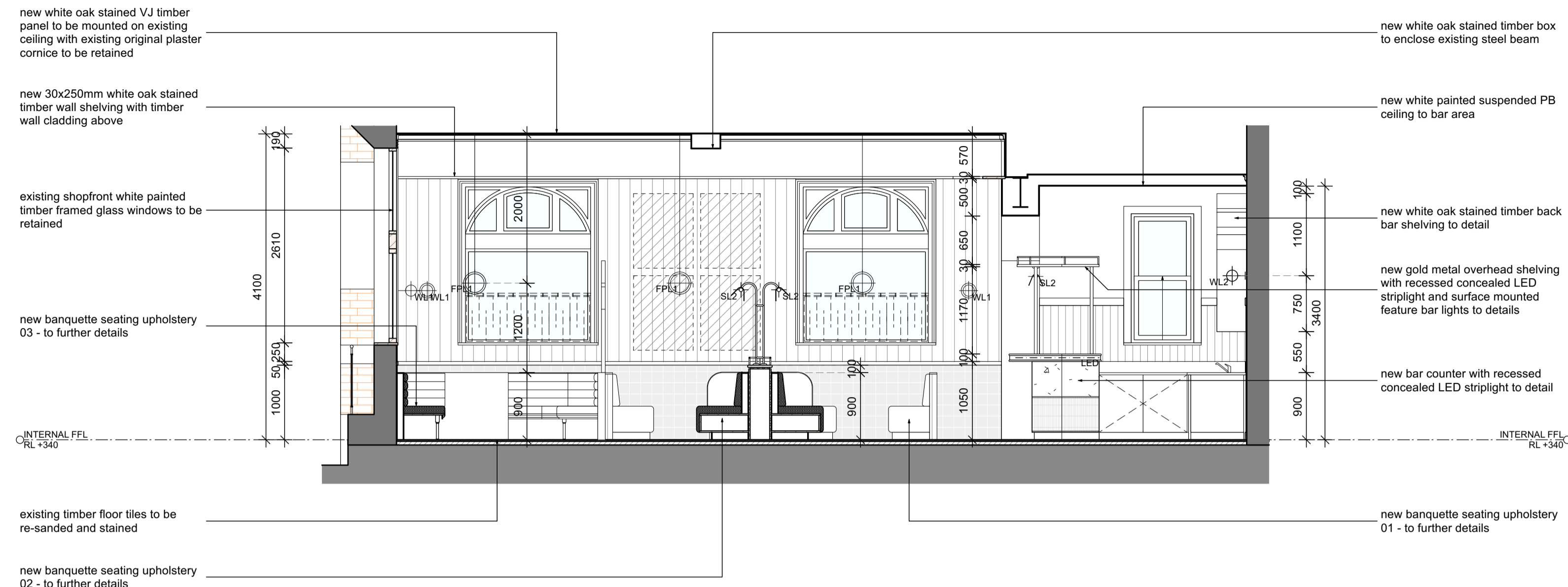
DATE  
**27.11.2024**

SCALE  
**1:50 @ A1**

JOB NO.  
**152-2024**

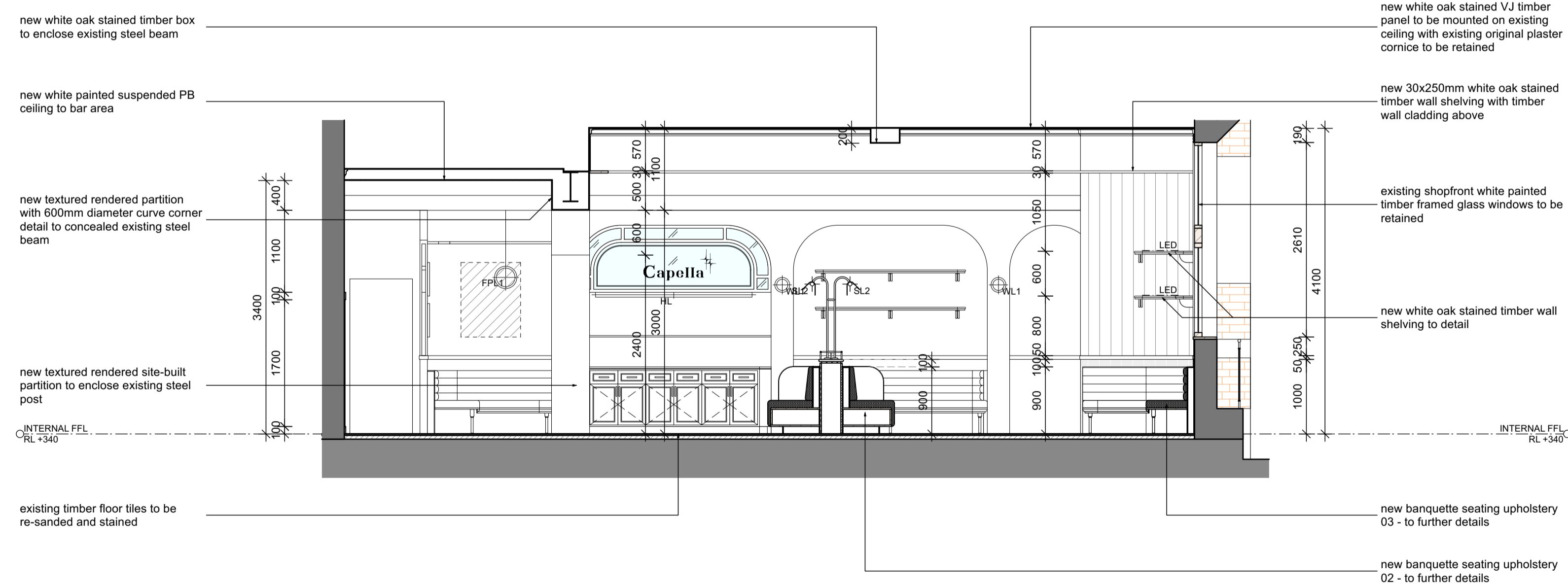
DRAWING NO.  
**ID-2009**





01 Section 19  
CAPELLA CAFE & BAR, YARRAVILLE 1:50

NOTE:  
 - ALL MEASUREMENTS TO CONFIRM ON SITE  
 - ALL PROVIDED SERVICES LOCATION TO CONFIRM ON SITE  
 - COOLROOM IS TO COMPLY WITH BCA CLAUSE G1.2  
 - KITCHEN WALL TO BE SOLID CONSTRUCTION  
 - TO BE COMPLIED WITH THE DISABILITY STANDARDS 2010  
 - ALL GLAZING AND GLAZING ASSEMBLIES TO BE SELECTED AND INSTALLED IN ACCORDANCE WITH AS1288 AND / OR AS2047  
 - ALL FLOOR, WALL AND CEILING MATERIALS TO BE COMPLIED WITH CLAUSE C1.10 & SPEC C1.10  
 - PROVIDE MINIMUM 30% LUMINANCE CONTRAST TO IDENTIFY THE LOCATION OF ALL DOORWAYS IN ACCORDANCE WITH SECTION 13.1 OF AS1428.1-2009



02 Section 20  
CAPELLA CAFE & BAR, YARRAVILLE 1:50

NOTE:  
 - ALL MEASUREMENTS TO CONFIRM ON SITE  
 - ALL PROVIDED SERVICES LOCATION TO CONFIRM ON SITE  
 - COOLROOM IS TO COMPLY WITH BCA CLAUSE G1.2  
 - KITCHEN WALL TO BE SOLID CONSTRUCTION  
 - TO BE COMPLIED WITH THE DISABILITY STANDARDS 2010  
 - ALL GLAZING AND GLAZING ASSEMBLIES TO BE SELECTED AND INSTALLED IN ACCORDANCE WITH AS1288 AND / OR AS2047  
 - ALL FLOOR, WALL AND CEILING MATERIALS TO BE COMPLIED WITH CLAUSE C1.10 & SPEC C1.10  
 - PROVIDE MINIMUM 30% LUMINANCE CONTRAST TO IDENTIFY THE LOCATION OF ALL DOORWAYS IN ACCORDANCE WITH SECTION 13.1 OF AS1428.1-2009

KITCHEN SERVICES LEGEND	
(K1)	DUMPLING STEAMER
(K2)	450X800X900H SS BENCH WITH U/B OPEN SHELVING
(K3)	600X800X1100H DEEP FRYER - LUUS, FV-60 / 120MJ
(K4)	1200X800X1100H 8 BURNER COOKTOP - LUUS, CS-88 / 224MJ
(K5)	600X800X1100H NOODLE COOKER - LUUS, NC-60 / 78MJ
(K6)	750X800X900H SS BENCH WITH 300X400X300H INSET HAND BASIN
(K7)	1340X850X2050H 2 DOOR UPRIGHT FREEZER
(K8)	2230X700X870H 4 DOOR U/B FRIDGE
(K9)	4960X800X900H SS BENCH
(K10)	2625X700X900H SS WASH-UP BENCH WITH DOUBLE BOWL SINK
(K11)	600X800X1375H DISH WASHER WITH INTEGRATED CANOPY - WASHTECH M1C
(K12)	2610X700X900H SS PREP BENCH WITH 400X400X400H PREP SINK
(K13)	1835X700X900H SS PREP BENCH
(K14)	4960X400X1100H WALL MOUNTED O/H OPEN SHELVING
(K15)	2610X400X1100H WALL MOUNTED O/H SHELVING
(K16)	1615X400X1100H WALL MOUNTED O/H SHELVING
(K17)	2600X600X2000H FREE STANDING SHELVING
(K18)	1350X600X2000H FREE STANDING SHELVING
(K19)	1550X600X900H FREE STANDING CHEST FREEZER
(B1)	2230X700X870H 4 DOOR U/B FRIDGE
(B2)	1200X700X870H 2 DOOR U/B FRIDGE
(B3)	1800X700X870H 3 DOOR U/B FREEZER
(B4)	ICE MAKER - TBC
(B5)	400X400X400H SS INSET HAND BASIN
(B6)	WALL MOUNTED BOILING WATER UNIT
FINISHED LEGEND	
(BR)	SAND BLASTED EXPOSED BRICK FACE - SEALED AND CLEAR COATED
(FB)	VINTAGE PATTERN FABRIC UPHOLSTERY
(G1)	CLEAR TOUGHENED GLASS
(G2)	REDED GLASS
(G3)	GLASS MIRROR
(L1)	BLACK LEATHER
(L2)	RED LEATHER
(ML)	BLACK MELAMINE
(M1)	CEASARSTONE MARBLE SLAB - TURBINE GREY '6313' POLISHED FINISH
(PC)	PLASTER CONCRETE STUCCO RENDER
(P1)	WHITE PAINTED - DULUX 'WHISPER WHITE' P11F2
(P2)	BLACK PAINTED - DULUX 'PURE ZEAL' P11F9
(P3)	RED PAINTED - DULUX 'EYE OF NEWT' P81E1
(P4)	DARK GREEN PAINTED - DULUX 'LILY PAD' P2586
(P5)	LIGHT GREEN PAINTED - DULUX 'PALE SPRING' P1903
(R1)	OPEN WEAVE RATTAN WEBBING - NATURAL FINISH
(SS)	STAINLESS STEEL
(S1)	BRUSHED BRASS PLATE
(T1)	200X200MM CHARCOAL NON-SLIP KITCHEN FLOOR TILES WITH COVING
(T2)	200X200MM REPRODUCTION PATTERN FLOOR TILES
(T3)	200X200MM REPRODUCTION GREEN FLOOR TILES
(T4)	25X25MM MATT BLACK FLOOR MOSAIC TILES
(T5)	100X100MM OCTAGONAL MOSAIC TILES
(T6)	200X200MM BEIGE SQUARE WALL TILES
(T7)	200X200MM GREEN WALL TILES
(T8)	300X300MM WHITE GLOSS KITCHEN WALL TILES
(F1)	14X180MM ENGINEERED TIMBER FLOORING - HAWWOOD, 'MATISSE' HW2146
(F2)	AMERICAN OAK TIMBER, WALNUT STAINED, POLYURETHANE FINISHED
(F3)	RED PAINTED TIMBER PANEL - DULUX 'EYE OF NEWT' P81E1
(F4)	DARK GREEN PAINTED TIMBER - DULUX 'LILY PAD' P2586
(V1)	VINYL GRAPHIC WALLPAPER

**THE CALABUR**  
 architecture - interior - branding  
 501/772 Riley street  
 Darlinghurst NSW 2010  
 t. +61 2 9188 5072 m. +61 4 3244 9215  
 www.thecalabur.com.au

NOTE:  
 - This drawing has been produced to illustrate design intent. All shop drawings are to be submitted to and sanctioned by The Calabur prior to manufacture or construction.  
 - All works to be in accordance with the Building Code of Australia, Australian standards, statutory regulations and local authority requirements.  
 - Do not scale this drawing. All dimensions to be verified on site prior to construction. Any inconsistencies to be reported to The Calabur immediately. If in doubt, please ask The Calabur for clarification.  
 - Any variation from these drawings requires written approval from The Calabur.  
 - Contractor to liaise with third party suppliers to confirm exact requirements.  
 - Copyright © THE CALABUR. This drawing is the property of THE CALABUR, design and copyright are reserved by them. The drawing is issued upon condition it is not copied, refined or disclosed to any unauthorised person, either wholly or in part without the prior consent in writing of THE CALABUR. All right reserved.

**PROJECT**  
**CAPELLA CAFE AND BAR**  
 13 BALLARAT STREET, YARRAVILLE, VIC 3013

REV.	DESCRIPTION	DATE	BY
A	ISSUE FOR DESIGN APPROVAL	27.11.24	BV

ISSUED FOR DESIGN APPROVAL

**DRAWING TITLE**  
**INTERNAL SECTION 19 / 20**

**DRAWN BY**  
**BV**

**CHECKED BY**  
**BV**

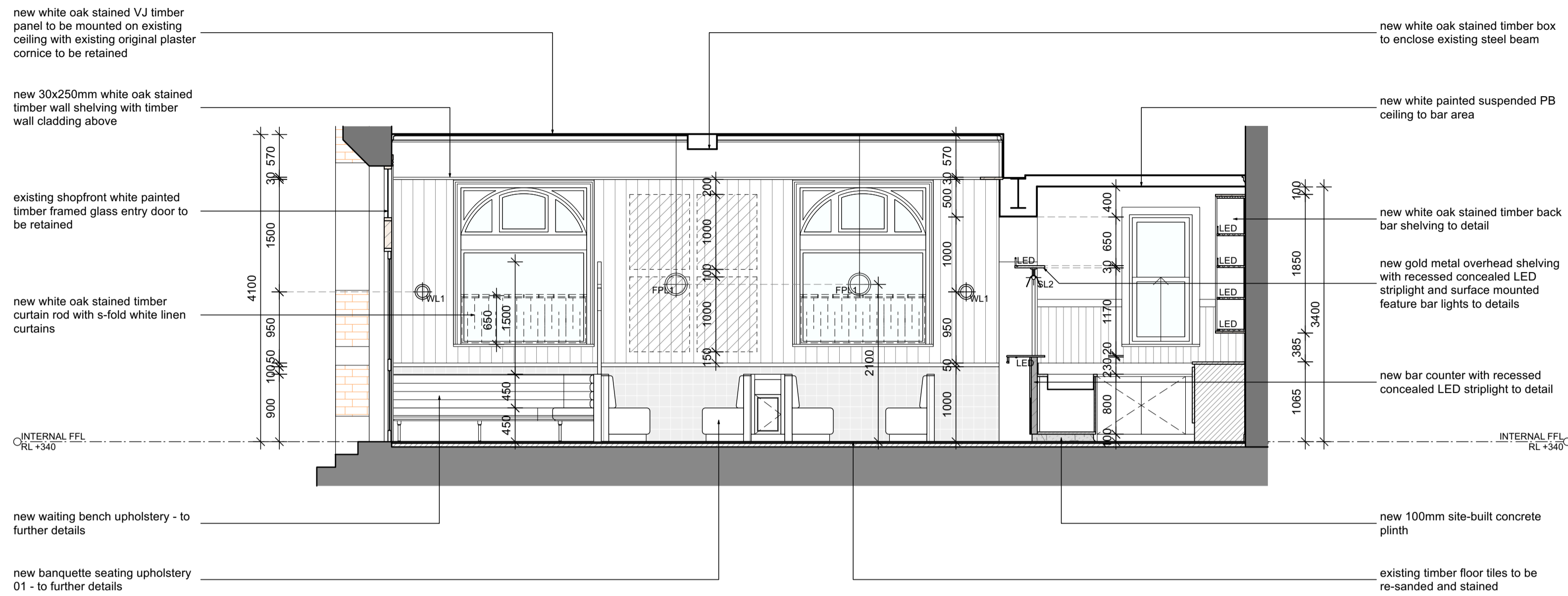
**DATE**  
**27.11.2024**

**SCALE**  
**1:50 @ A1**

**JOB NO.**  
**152-2024**

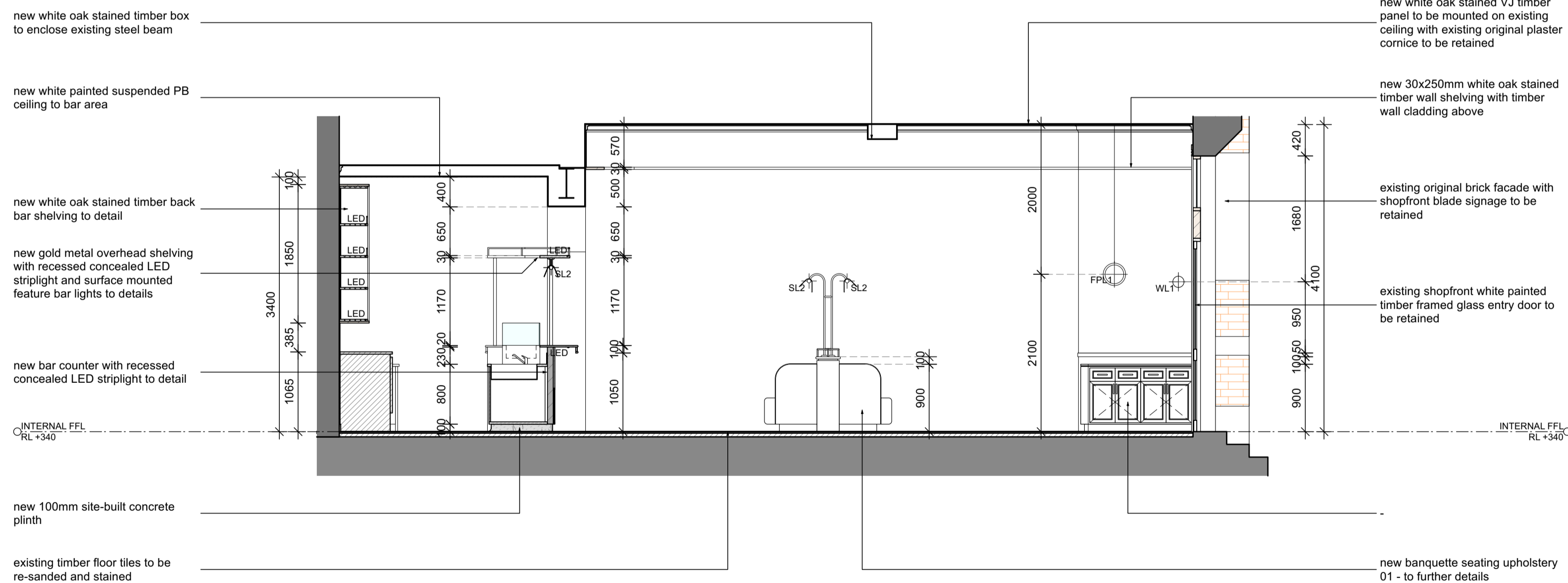
**DRAWING NO.**  
**ID-2010**





01 Section 21  
CAPELLA CAFE & BAR, YARRAVILLE 1:50

NOTE:  
- ALL MEASUREMENTS TO CONFIRM ON SITE  
- ALL PROVIDED SERVICES LOCATION TO CONFIRM ON SITE  
- COOLROOM IS TO COMPLY WITH BCA CLAUSE G1.2  
- KITCHEN WALL TO BE SOLID CONSTRUCTION  
- TO BE COMPLIED WITH THE DISABILITY STANDARDS 2010  
- ALL GLAZING AND GLAZING ASSEMBLIES TO BE SELECTED AND INSTALLED IN ACCORDANCE WITH AS1288 AND / OR AS2047  
- ALL FLOOR, WALL AND CEILING MATERIALS TO BE COMPLIED WITH CLAUSE C1.10 & SPEC C1.10  
- PROVIDE MINIMUM 30% LUMINANCE CONTRAST TO IDENTIFY THE LOCATION OF ALL DOORWAYS IN ACCORDANCE WITH SECTION 13.1 OF AS1428.1-2009



02 Section 22  
CAPELLA CAFE & BAR, YARRAVILLE 1:50

NOTE:  
- ALL MEASUREMENTS TO CONFIRM ON SITE  
- ALL PROVIDED SERVICES LOCATION TO CONFIRM ON SITE  
- COOLROOM IS TO COMPLY WITH BCA CLAUSE G1.2  
- KITCHEN WALL TO BE SOLID CONSTRUCTION  
- TO BE COMPLIED WITH THE DISABILITY STANDARDS 2010  
- ALL GLAZING AND GLAZING ASSEMBLIES TO BE SELECTED AND INSTALLED IN ACCORDANCE WITH AS1288 AND / OR AS2047  
- ALL FLOOR, WALL AND CEILING MATERIALS TO BE COMPLIED WITH CLAUSE C1.10 & SPEC C1.10  
- PROVIDE MINIMUM 30% LUMINANCE CONTRAST TO IDENTIFY THE LOCATION OF ALL DOORWAYS IN ACCORDANCE WITH SECTION 13.1 OF AS1428.1-2009

KITCHEN SERVICES LEGEND	
(K1)	DUMPLING STEAMER
(K2)	450X800X900H SS BENCH WITH U/B OPEN SHELVING
(K3)	600X800X1100H DEEP FRYER - LUUS, FV-60 / 120MJ
(K4)	1200X800X1100H 8 BURNER COOKTOP - LUUS, CS-88 / 224MJ
(K5)	600X800X1100H NOODLE COOKER - LUUS, NC-60 / 78MJ
(K6)	750X800X900H SS BENCH WITH 300X400X300H INSET HAND BASIN
(K7)	1340X850X2050H 2 DOOR UPRIGHT FREEZER
(K8)	2230X700X870H 4 DOOR U/B FRIDGE
(K9)	4960X800X900H SS BENCH
(K10)	2625X700X900H SS WASH-UP BENCH WITH DOUBLE BOWL SINK
(K11)	600X800X1375H DISH WASHER WITH INTEGRATED CANOPY - WASHTECH M1C
(K12)	2610X700X900H SS PREP BENCH WITH 400X400X400H PREP SINK
(K13)	1835X700X900H SS PREP BENCH
(K14)	4960X400X1100H WALL MOUNTED O/H OPEN SHELVING
(K15)	2610X400X1100H WALL MOUNTED O/H SHELVING
(K16)	1615X400X1100H WALL MOUNTED O/H SHELVING
(K17)	2600X600X2000H FREE STANDING SHELVING
(K18)	1350X600X2000H FREE STANDING SHELVING
(K19)	1550X600X900H FREE STANDING CHEST FREEZER
(B1)	2230X700X870H 4 DOOR U/B FRIDGE
(B2)	1200X700X870H 2 DOOR U/B FRIDGE
(B3)	1800X700X870H 3 DOOR U/B FREEZER
(B4)	ICE MAKER - TBC
(B5)	400X400X400H SS INSET HAND BASIN
(B6)	WALL MOUNTED BOILING WATER UNIT
FINISHED LEGEND	
(BR)	SAND BLASTED EXPOSED BRICK FACE - SEALED AND CLEAR COATED
(FB)	VINTAGE PATTERN FABRIC UPHOLSTERY
(G1)	CLEAR TOUGHENED GLASS
(G2)	REDED GLASS
(G3)	GLASS MIRROR
(L1)	BLACK LEATHER
(L2)	RED LEATHER
(ML)	BLACK MELAMINE
(M1)	CEASARSTONE MARBLE SLAB - TURBINE GREY '6313' POLISHED FINISH
(PC)	PLASTER CONCERTE STUCCO RENDER
(P1)	WHITE PAINTED - DULUX 'WHISPER WHITE' P11F2
(P2)	BLACK PAINTED - DULUX 'PURE ZEAL' P11F9
(P3)	RED PAINTED - DULUX 'EYE OF NEWT' P81E1
(P4)	DARK GREEN PAINTED - DULUX 'LILY PAD' P25B6
(P5)	LIGHT GREEN PAINTED - DULUX 'PALE SPRING' P19D3
(R1)	OPEN WEAVE RATTAN WEBBING - NATURAL FINISH
(SS)	STAINLESS STEEL
(S1)	BRUSHED BRASS PLATE
(T1)	200X200MM CHARCOAL NON-SLIP KITCHEN FLOOR TILES WITH COVING
(T2)	200X200MM REPRODUCTION PATTERN FLOOR TILES
(T3)	200X200MM REPRODUCTION GREEN FLOOR TILES
(T4)	25X25MM MATT BLACK FLOOR MOSAIC TILES
(T5)	100X100MM OCTAGONAL MOSAIC TILES
(T6)	200X200MM BEIGE SQUARE WALL TILES
(T7)	200X200MM GREEN WALL TILES
(T8)	300X300MM WHITE GLOSS KITCHEN WALL TILES
(F1)	14X180MM ENGINEERED TIMBER FLOORING - HAWWOOD, 'MATISSE' HW2146
(F2)	AMERICAN OAK TIMBER, WALNUT STAINED, POLYURETHANE FINISHED
(F3)	RED PAINTED TIMBER PANEL - DULUX 'EYE OF NEWT' P81E1
(F4)	DARK GREEN PAINTED TIMBER - DULUX 'LILY PAD' P25B6
(V1)	VINYL GRAPHIC WALLPAPER

**THE CALABUR**  
architecture - interior - branding  
501/172 Riley street  
Darlinghurst NSW 2010  
t. +61 2 9188 5072 m. +61 4 5244 9215  
www.thecalabur.com.au

NOTE:  
- This drawing has been produced to illustrate design intent. All shop drawings are to be submitted to and sanctioned by The Calabur prior to manufacture or construction.  
- All works to be in accordance with the Building Code of Australia, Australian standards, statutory regulations and local authority requirements.  
- Do not scale this drawing. All dimensions to be verified on site prior to construction. Any inconsistencies to be reported to The Calabur immediately. If in doubt, please ask The Calabur for clarification.  
- Any variation from these drawings requires written approval from The Calabur.  
- Contractor to liaise with third party suppliers to confirm exact requirements.  
- Copyright © THE CALABUR. This drawing is the property of THE CALABUR, design and copyright are reserved by them. The drawing is issued upon condition it is not copied, refined or disclosed to any unauthorised person, either wholly or in part without the prior consent in writing of THE CALABUR. All right reserved.

PROJECT  
**CAPELLA CAFE AND BAR**  
13 BALLARAT STREET, YARRAVILLE, VIC 3013

REV.	DESCRIPTION	DATE	BY
A	ISSUE FOR DESIGN APPROVAL	27.11.24	BV

ISSUED FOR DESIGN APPROVAL

DRAWING TITLE  
**INTERNAL SECTION 21 / 22**

DRAWN BY  
**BV**

CHECKED BY  
**BV**

DATE  
**27.11.2024**

SCALE  
**1:50 @ A1**

JOB NO.  
**152-2024**

DRAWING NO.  
**ID-2011**